

Videojet® 7210 / 7310

Fiber Lasers for Package Marking

Laser.

Ink Jet.

Thermal Transfer.

Labelers.

Track & Trace.

Supplies.

Parts & Service.



Small size. High quality marks. Low maintenance. The Videojet 7210 (10 Watt) and 7310 (20 Watt) pulsed fiber lasers are the most compact, versatile and low maintenance solid-state marking systems available. Perfect for high contrast color change on plastic materials that CO2 lasers can only engrave, or for ink ablation on plastic films that need precise control of heat to prevent damage caused by continuous wave lasers.

Superior reliability

- Ultra-reliable fiber laser source eliminates conventional pump chamber maintenance of Nd:YAG lasers
- High efficiency fiber laser source (less than 300VA) is internally fan cooled, eliminating downtime and maintenance of water coolers or external chillers

Small size for easy integration

- Smallest available standard and high resolution scan heads, with straight-out or right-angle beam exits
- Optional high resolution scan heads offer exceptionally large marking areas, and extra wide mark fields for high speed mark-on-the-fly applications
- No PC required for stand-alone operation saves space and increases reliability

Versatility for broad application range

- Configure exactly the system you need with optional high resolution scan head, a choice of beam orientations and power levels
- Powerful software lets you create marking messages with automatically updated content (e.g. date, time, shift), symbols, graphics, and foreign languages

VIDEOJET®
Uptime Peace of Mind®



Marking Fields

Focal Length	6 mm marking head SHF60A				10 mm marking head SHF100A			
	50	100	165	258	100	163	254	420
Max. height/mm	19.5	70.2	115.4	180.5	75.8	142.2	215.5	361.5
Max. width/mm	26	70.2	115.4	180.5	118.7	193.5	301.5	498.5

Marking Formats

Standard fonts (Windows® TrueType®/ TTF; PostScript®/ PFA, PFB; Open Type®/ OTF) and individual fonts, such as high-speed or OCR

Machine-readable codes: ID-MATRIX; ECC plain; BAR CODES/ -stacked omnidirectional/ -limited [CCA/B]/ expanded

Graphics/ graphic components, logos, symbols, etc. (dxf, jpg, ai, etc.)

Linear, circular, angular text marking; rotation, reflection, expansion, compression of marking contents

Sequence and serial numbering; Automatic date, layer and time coding, real-time clock; Online coding of individual data (weight, contents, etc.)

LASER

Laser Source

Ytterbium (Yb) pulsed fiber laser

Power classes 10 and 20 Watt

Central emission wavelength: 1,060 - 1,070 nm (1.06 - 1.07 µm)

Laser Beam Deflection

Digital high-speed galvanometer scan

Laser Beam Orientation

90-degree (standard) and straight-out (option)

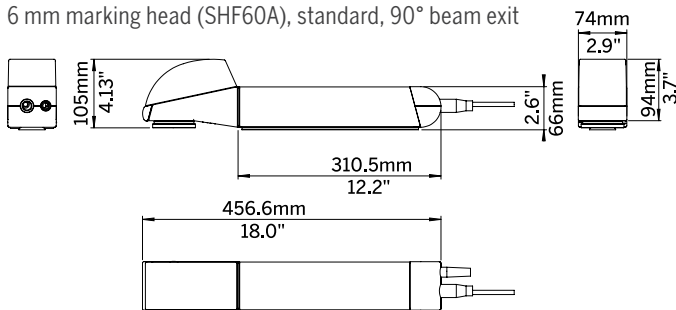
Focusing (precision optics):

Focal lengths 6 mm marking head: f = 50/ 100/ 165/ 258 mm

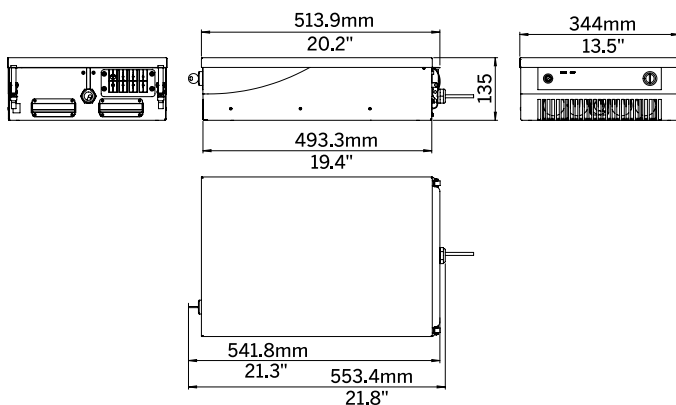
Focal lengths 10 mm marking head: f = 100/ 163/ 254/ 420 mm

Marking Unit Dimensions

6 mm marking head (SHF60A), standard, 90° beam exit



Supply Unit Dimensions



USER INTERFACES

Integrated keypad

Handheld control unit; configurable in 16 languages (option)

Smart Graph software on PC; configurable in 20 languages (option)

SOFTWARE

Smart Graph

Graphics-orientated user interface under Windows® XP/Vista for the intuitive and fast preparation of complete marking jobs on PCs

System configuration

Text/ data/ graphics/ parameter editor

Configurable in 20 languages, e.g. in German, English, Japanese

Easy access to standard CAD and graphics programs thanks to import functions for the most important file formats (dxf, jpg, ai, etc.)

WYSIWYG

Various password-protected security levels

Smart Graph Com

ActiveX software interface for integration into operation software

Communication

Ethernet (TCP/IP, 100Mbit LAN), RS232, digital I/Os

Inputs for encoders and product detector triggers

I/Os for start, stop, external error, job select, trigger, trigger enable, encoder; system ready, ready to mark, marking, shutter closed, error, bad, good signals and machine/ operator interlocks

Customer-specific solutions

INTEGRATION

Direct integration into complex production lines through the laser's scripting interface

Integration via Ethernet and RS232 interface

Highly precise side guided height adjustment via dovetail joint

SUPPLY

Electrical Requirements

100 - 240 V (autorange), 250 VA, 1 PH, 50/ 60 Hz

Environmental Protection

IP54S, air cooled

Temperature/ Humidity Range

5 - 40° C (40 - 105° F)/ 10 - 90 %, non-condensing

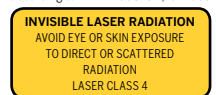
Weight

Supply unit - 17 kg/ 37 lbs.

Marking unit 6 mm - 4.4 kg/ 9.7 lbs.

Marking unit 10 mm - 6 kg/ 13 lbs.

according to DIN EN 60825-1:10/2003



800-843-3610

www.videojet.com / info@videojet.com

Videojet Technologies Inc. / 1500 Mittel Blvd.

Wood Dale IL 60191-1073 / USA

Phone 630-860-7330 Fax 630-616-3623

