

Project	Quantity	Item #
Model Specified:		CSI Section 11400

"W-Width" Hinged Glass Door Pass-Thru Refrigerators/Self-Contained



Includes Traulsen's patented INTELA-TRAUL® control



Model RHT132WPUT-FHG
(shown with optional casters)

One, Two & Three Section Models, 32" Deep



Stainless Exterior & Interior

1-Section Full Length Door Model	RHT132WPUT-FHG
2-Section Full Length Door Model	RHT232WPUT-FHG
1-Section Half Length Door Model	RHT132WPUT-HHG
2-Section Half Length Door Model	RHT232WPUT-HHG
3-Section Half Length Door Model	RHT332WPUT-HHG



Stainless Exterior, Anodized Aluminum Interior

1-Section Full Length Door Model	AHT132WPUT-FHG
2-Section Full Length Door Model	AHT232WPUT-FHG
1-Section Half Length Door Model	AHT132WPUT-HHG
2-Section Half Length Door Model	AHT232WPUT-HHG
3-Section Half Length Door Model	AHT332WPUT-HHG

The R & A Series represent Traulsen's Top-of-the-Line product offering. These "W-Width" pass-thru refrigerator models are equipped with hinged glass doors in order to maximize product visibility. Each is supplied standard with such high quality features as balanced refrigeration systems, microprocessor controls, communications ability and stainless steel exteriors. Additionally, they offer the widest range of optional accessories to choose from, and can be specified for use with many different applications, including: Foodservice, Correctional, Institutional, Export, etc.

Standard Product Features

- R-Series: Stainless Steel Exterior & Interior
- A-Series: Stainless Steel Exterior/Anodized Aluminum Interior
- INTELA-TRAUL® Microprocessor Control System
- Balanced, Self-Contained Refrigeration System Using R-134a
- Scroll Blower Type Evaporator Fan
- Biased Return Air Duct
- Full or Half Length Hinged Glass Doors With Locks (full length doors n/a for three-section models)
- Self-Closing Doors With Stay Open Feature At 120 Degrees
- Guaranteed For Life Cam-Lift Hinges
- Stainless Steel Vertical Door Handles
- Standard Door Hinging F & R: 132W = Right, 232W = Left/Right, 332W = Left/Right/Right (other hings available)
- Incandescent Lights With Exterior Switch
- Stainless Steel Breaker Caps
- Three Adjustable Wire Shelves Per Section, Supported On Shelf Pins (installed at the factory)
- Automatic Non-Electric Condensate Evaporator
- Magnetic Snap-In Door Gaskets
- Controllable Anti-Condensate Door Perimeter Heaters
- Thermostatic Expansion Valve Metering Device
- Stainless Steel One-Piece Louver Assembly
- 9' Cord & Plug Attached
- Set of Four (4) 6" High Adjustable Stainless Steel Legs
- One Year Parts And Labor Warranty
- Two Year Control Warranty (parts and labor)
- Five Year Compressor Warranty

Options & Accessories

- Fluorescent Lights
- Re-Hinging Feature For Door(s)
- No. 1 Type Tray Slides To Accommodate either (1) 18" x 26" or (2) 14" x 18" Pans
- No. 2 Type Tray Slides To Accommodate (1) 18" x 26" Pans
- No. 3 Type Tray Slides To Accommodate (2) 12" x 20" Pans
- No. 4 Type Tray Slides To Accommodate (1) 18" x 26" Pans
- Universal Type Tray Slides To Accommodate Either (1) 18" x 26" or (2) 14" x 18" Sheet Pans, or (2) 12" x 20" Steam Table Pans, Adjustable To 4" O.C.
- Additional Wire Shelves
- 208/115/60/1 Voltage In Lieu Of Standard 115/60/1
- Kool Klad Exterior Laminate Decor
- Set of Four (4) 6" High Casters In Lieu of Legs
- Set of Four (4) 4-5/8" High Casters In Lieu of Legs
- 4-1/2" High Stainless Steel Base In Lieu of Legs
- 6" High Stainless Steel Kickplate (for use with standard legs)
- Remote Applications (see spec sheet TR35837 for details)
- Two Year Service/Labor Warranty Available



Listed by Underwriters Laboratories Inc., to U.S. and Canadian safety standards and Listed by NSF International.

Approval: _____



TRAULSEN
4401 BLUE MOUND RD.
PHONE 1 (800) 825-8220
Website: www.traulsen.com

FT. WORTH, TX 76106
FAX-MKTG. 1 (817) 624-4302

Packaging - Processing
Bid on Equipment
1-847-683-7720
www.bid-on-equipment.com

Project	Quantity	Item #
Model Specified:		CSI Section 11400

Specifications

Construction, Hardware and Insulation

Cabinet exterior front, one piece sides and louver assembly are constructed of 20 gauge stainless steel with #4 finish. Cabinet interior is constructed of stainless steel (anodized aluminum in the A-Series). The exterior cabinet top and bottom are constructed of heavy gauge aluminumized steel. A set of four (4) adjustable 6" high stainless steel legs are included.

Doors are equipped with removable plug cylinder locks and guaranteed for life cam-lift, gravity action, self-closing metal, glide hinges with stay open feature at 120 degrees. An external switch is provided to activate the interior incandescent lighting.

Easily removable for cleaning, vinyl magnetic door gasket assures tight door seal. Anti condensate heaters are located behind each door opening.

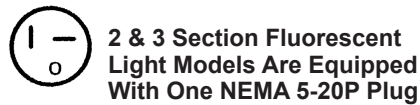
The cabinet is insulated with an average of 2" thick high density, non-CFC, foamed in place polyurethane.

DIMENSIONAL DATA	R/AHT132WP/UT	R/AHT232WP/UT	R/AHT332WP/UT
Net capacity cu. ft.	25.2 (714 cu l)	54.2 (1535 cu l)	83.2 (2357 cu l)
Length - overall in.	29 ⁷ / ₈ (75.9 cm)	58 (147.3 cm)	86 ¹ / ₈ (218.8 cm)
Depth - overall in.	37 ¹⁵ / ₁₆ (96.4 cm)	37 ¹⁵ / ₁₆ (96.4 cm)	37 ¹⁵ / ₁₆ (96.4 cm)
Depth - over body in.	32 (81.3 cm)	32 (81.3 cm)	32 (81.3 cm)
Depth - doors open 90° in.	83 ³ / ₈ (211.8 cm)	83 ³ / ₈ (211.8 cm)	83 ³ / ₈ (211.8 cm)
Clear door width in.	21 ¹ / ₈ (53.6 cm)	21 ¹ / ₈ (53.6 cm)	21 ¹ / ₈ (53.6 cm)
Clear half-door height in.	27 ¹ / ₂ (69.9 cm)	27 ¹ / ₂ (69.9 cm)	27 ¹ / ₂ (69.9 cm)
Clear full-door height in.	57 ⁷ / ₈ (146.3 cm)	57 ⁷ / ₈ (146.3 cm)	n/a
Height - overall on 6" legs	83 ³ / ₄ (211.5 cm)	83 ³ / ₄ (211.5 cm)	83 ³ / ₄ (211.5 cm)
No. Standard Shelves	3	6	9
Shelf area sq. ft. ¹	18.8 (1.75 sq m)	37.6 (3.49 sq m)	56.4 (5.23 sq m)
RHT Net Wt. lbs.	380 (172 kg)	630 (286 kg)	880 (399 kg)
AHT Net Wt. lbs.	330 (150 kg)	550 (249 kg)	760 (345 kg)
ELECTRICAL DATA			
Voltage	115/60/1	115/60/1	115/60/1
Feed wires with Ground	3	3	3
Full load amperes ²	8.3	11.0	11.9
Full load amperes ³	9.3 (2 lamps)	12.0 (3 lamps)	13.9 (4 lamps)
REFRIGERATION DATA			
Refrigerant	R-134a	R-134a	R-134a
BTU/HR H.P. ⁴	2220 (1/5 HP)	4200 (1/2 HP)	5120 (3/4 HP)

NOTES

NOTE: Figures in parentheses reflect metric equivalents.

- 1= Area of standard shelf compliment only, does not include storage area of additional shelves or available on cabinet bottom.
- 2= Amp figure shown as supplied with standard incandescent lighting.
- 3= Amp figure shown as supplied with optional fluorescent lighting, note that 2 & 3 section models will be supplied with a NEMA 5-20P plug as a result.
- 4= Based on a 90 degree F ambient and 20 degree F evaporator.
- 5= For approximate remote weights deduct 40 lbs. from respective net or gross weight. For other information on remote models, please refer to spec sheet TR35837.



NOTE: Full load amps and plug style may vary depending on electrical options chosen and condensing unit employed.

NOTE: When ordering please specify: Voltage, Hinging, Door Size, Options and any additional warranties.

Continued product development may necessitate specification changes without notice. Part No. TR35833 (revised 4/10)

Refrigeration System

A top mounted, self-contained, balanced refrigeration system using R-134a refrigerant is conveniently located behind the one piece louver assembly. It features an easy to clean front facing condenser, thermostatic expansion valve, air-cooled hermetic compressor, plenum effect blower coil, large, high humidity evaporator coil located outside the food zone and a top mounted non-electric condensate evaporator. Biased return air duct protects against introduction of warm kitchen air, promoting even temperature maintenance and efficient operation. A 9' cord and plug is provided. Standard operating temperature is 34 to 38°F.

Controller

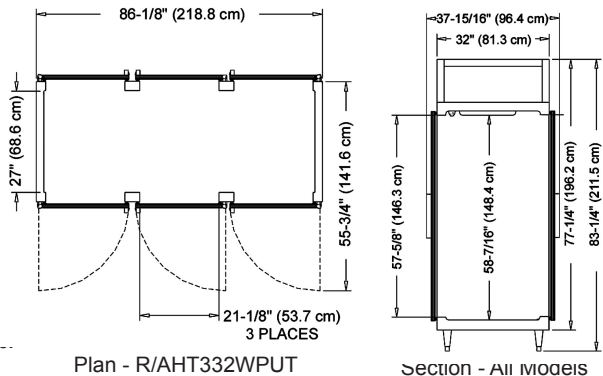
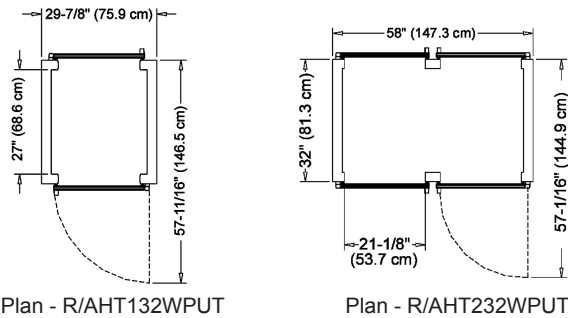
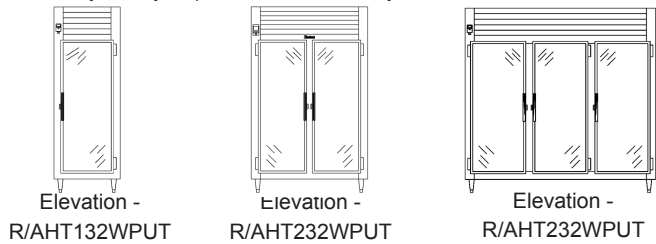
The easy to use water resistant INTELA-TRAUL® microprocessor control system is supplied standard. Unit is NAFEM Data Protocol communication (NDP) ready. Optional hardware required to be NDP compliant. Third party software required for network connection. It includes a 3-Digit LED Display, Fahrenheit or Celsius Temperature Scale Display Capability, and an RS485 data port. In addition it includes audio/visual alarms for: Hi/Lo Cabinet Temperature, Door Open, Clean Condenser, Evaporator Coil and Discharge Line Sensor Failures, and Power Supply Interruption.

Interior

Standard interior arrangements include three (3) wire shelves per section, mounted on shelf pins. Shelves are full-width, and do not have any large gaps between them requiring the use of "bridge" or "junior shelves." Recommended load limit per shelf should not exceed 225 lbs. Optional tray slides may be purchased in combination with, or in lieu of these. Both standard and optional interior arrangements are completely installed at the factory.

Warranties

Both a one year parts and labor warranty and a five year compressor warranty (self-contained models only) are provided standard. An optional 2nd year extended parts and labor warranty is also available. In addition the INTELA-TRAUL® control is warranted by a two year parts and labor warranty.



TRAULSEN
4401 BLUE MOUND RD.
PHONE 1 (800) 825-8220
Website: www.traulsen.com

FT. WORTH, TX 76106
FAX-MKTG. 1 (817) 624-4302

