

Project

Item #

Model Specified:

CSI Section 11400

## Refrigerated Equipment Stands/ Self-Contained

Two, Four & Six Drawer Models, 34" Deep



Stainless Exterior  
& Interior

2-Drawer Models	TE036HT, TE048HT & TE060HT
4-Drawer Models	TE065HT, TE072HT & TE084HT
6-Drawer Models	TE096HT & TE110HT



Model TE084HT  
(shown as supplied standard)

Traulsen's TE Series refrigerated equipment stands are designed for use along the cookline where cabinet strength and system performance really matter. Their rear mounted evaporators keep food cold in very warm kitchen environments despite frequent drawer openings. They also offer greater capacity, as each drawer accommodates 6" deep pans, and a variety of other features making them ideal for the equipment stand application. Drawers include a stay open and self closing feature, as well as a guard to protect the gasket from damage. Grease accumulation on the condenser is prevented by an easy to remove and clean filter. Even installation is facilitated through use of factory installed casters mounted on an adjustable rail, making it easy to position these around such common floor obstructions as drains, junction boxes, and gas connections.

## Standard Product Features

- Stainless Steel Exterior & Interior
- Stainless Steel Top w/Drip Guard (marine) Edge
- INTELA-TRAUL<sup>®</sup> Microprocessor Control System
- Balanced, Self-Contained Refrigeration System Using R-134a
- Front-Breathing Design For "Zero-Clearance" Installation
- Non-Electric Automatic Condensate Evaporator
- Condenser Filter
- Off- Cycle Evaporator Defrost
- Controllable Anti-Condensate Drawer Perimeter Heaters
- Full Length Drawer Handle With Gasket Guard
- Magnetic Snap-In Door Gaskets
- Drawers Accommodate 12" x 20" x 6" Pans (pans by others)
- Self-Closing Drawers With Stay Open Feature
- 14-Gauge Stainless Steel Drawer Slide
- Side, Front & Rear Access Panel For Ease of Service & Maintenance
- NEMA 5-15P Plug With 9' Cord & Cord Retainer
- 4" Casters On Adjustable Channel Moving System
- One Year Parts And Labor Warranty
- Two Year Control Warranty (parts and labor)
- Five Year Compressor Warranty
- Three Year Drawer Parts Warranty

## Options & Accessories

- Set Of 6" High Stainless Steel Legs In Lieu Of Casters
- 6" Cabinet Length Extension
- Stainless Steel Exterior Finished Back
- NAFEM Data Protocol Gateway Package
- Export 220/50/1 Voltage
- Remote Applications (see spec TR35837 for more details)
- Water Cooled Self-Contained Condenser Suitable For Connection To Glycol
- System Relocated To Right



Listed by Underwriters Laboratories Inc.,  
to U.S. and Canadian safety standards and  
Listed by NSF International.

Approval: \_\_\_\_\_

# Traulsen

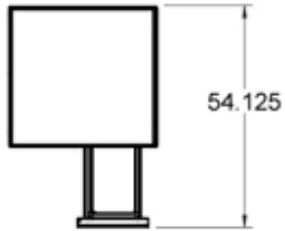
TRAUlsen  
4401 BLUE MOUND RD.  
PHONE 1 (800) 825-8220  
Website: www.traulsen.com

FT. WORTH, TX 76106  
FAX-MKTG. 1 (817) 624-4302

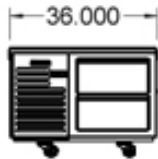
**Packaging - Processing**  
**Bid on Equipment**  
1-847-683-7720  
www.bid-on-equipment.com

Project	Quantity	Item #
Model Specified:		CSI Section 11400

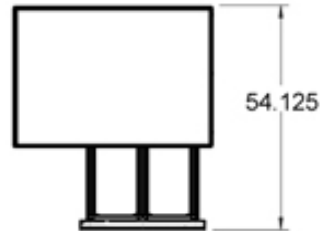
Plan - TE036HT



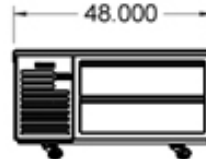
Elevation - TE036HT



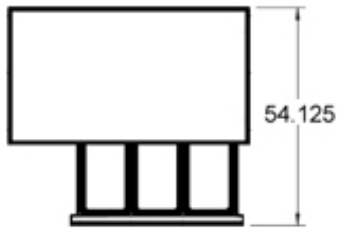
Plan - TE048HT



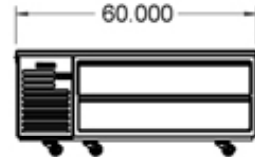
Elevation - TE048HT



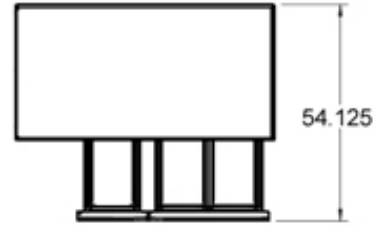
Plan - TE060HT



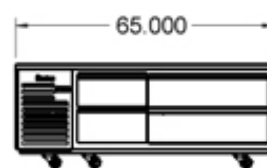
Elevation - TE060HT



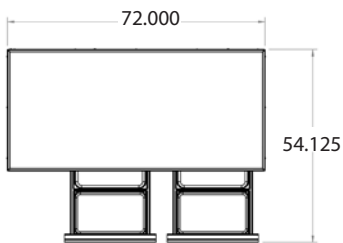
Plan - TE065HT



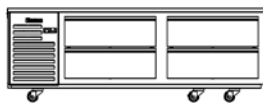
Elevation - TE065HT



Plan - TE072HT



Elevation - TE072HT



TRAUlsen  
 4401 BLUE MOUND RD.  
 PHONE 1 (800) 825-8220  
 Website: www.traulsen.com

FT. WORTH, TX 76106  
 FAX-MKTG. 1 (817) 624-4302



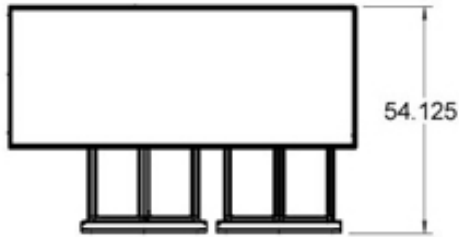
Project

Item #

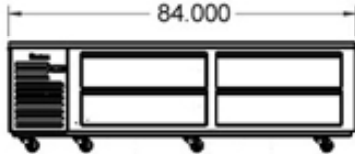
Model Specified:

CSI Section 11400

Elevation - TE084HT



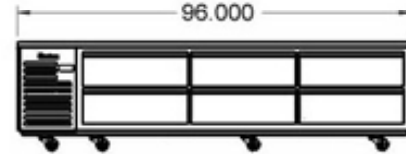
Elevation  
- TE084HT



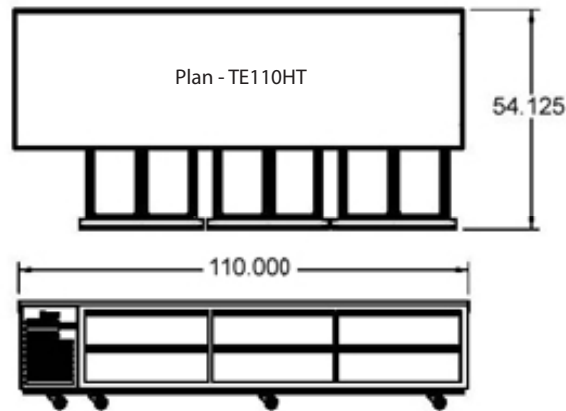
Elevation - TE096HT



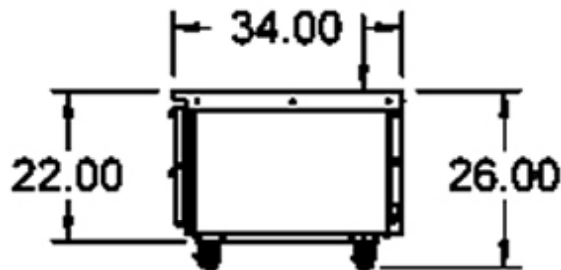
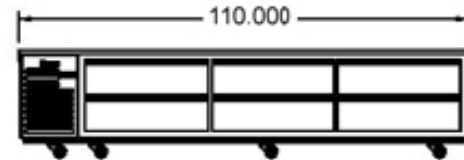
Elevation  
- TE096HT



Plan - TE110HT



Elevation - TE110HT



Section - All Models



Equipped With One NEMA 5-15 P Plug

NOTE: An optional stainless steel worktop is required on full size undercounter models being used to support equipment weighing in excess of 100 lbs. or producing heat in excess of 140°F to the top surface.

**Traulsen**

TRAULSEN  
4401 BLUE MOUND RD.  
PHONE 1 (800) 825-8220  
Website: www.traulsen.com

FT. WORTH, TX 76106  
FAX-MKTG. 1 (817) 624-4302

**Packaging - Processing**  
**Bid on Equipment**  
1-847-683-7720  
www.bid-on-equipment.com

Project

Quantity

Item #

Model Specified:

CSI Section 11400

## Specifications

### Construction, Hardware and Insulation

Cabinet exterior front, sides, louver assembly and drawers are constructed of 20-gauge 430 stainless steel, exterior back and bottom are constructed of heavy gauge galvanized steel. Cabinet interior sides are constructed of 22-gauge 400 series stainless steel, top and bottom are constructed of 22-gauge 300 series stainless steel. A set of 4" high casters are included standard. Vinyl magnetic snap-in drawer gasket assures tight drawer seal. Both the cabinet and drawers are insulated with an average of 2" thick high density, non-CFC, foamed in place polyurethane.

### Controller

The easy to use water resistant INTELA-TRAUL<sup>®</sup> microprocessor control system is supplied standard. Unit is NAFEM Data Protocol communication (NDP) ready. Optional hardware required to be NDP compliant (3<sup>rd</sup> party software required for network connection). It includes a 3-Digit LED Display, °F or °C Temperature Scale Display Capability, and an RS485 data port. In addition it includes audio/visual alarms for: Hi/Lo Cabinet Temperature, Clean Condenser, Evaporator Coil and Discharge Line Sensor Failures, and Power Supply Interruption.

### Refrigeration System

The left side mounted, self-contained, balanced refrigeration system using R-404A refrigerant features an off-cycle defrost, capillary tube, air-cooled hermetic compressor, automatic condensate evaporator, and a dedicated rear-mounted evaporator design which distributes cold air through each drawer section. A 9' cord and retainer is provided. Standard operating temperature is 34 to 38°F.

### Drawers

Each heavy-duty drawer is designed to accommodate 12" x 20" x 6" deep pans. They are constructed using 14-gauge stainless steel drawer slides and 2" diameter stainless steel rollers. Drawers include both a self-closing and stay-open feature.

### Warranties

Both a one year parts and labor warranty and a five year compressor warranty (self-contained models only) are provided standard. An optional 2<sup>nd</sup> year extended parts and labor warranty is also available. In addition the INTELA-TRAUL<sup>®</sup> control is warranted by a two year parts and labor warranty, and the drawers are covered by a three years parts only warranty (excluding gaskets).

DIMENSIONAL DATA	TE036HT	TE048HT	TE060HT	TE065HT	TE072HT
Length Overall in.	36 (91.4 cm)	48 (121.9 cm)	60 (152.5 cm)	65 (165.1 cm)	72 (182.9 cm)
Depth - Cabinet Only in.	32 (81.3 cm)	32 (81.3 cm)	32 (81.3 cm)	32 (81.3 cm)	32 (81.3 cm)
Depth - with Drawer Open	54½ (137.5 cm)	54½ (137.5 cm)	54½ (137.5 cm)	54½ (137.5 cm)	54½ (137.5 cm)
Depth - Over Handle in.	34½ (86.7 cm)	34½ (86.7 cm)	34½ (86.7 cm)	34½ (86.7 cm)	34½ (86.7 cm)
Height - Overall on 4" Casters in.	26 (66.0 cm)	26 (66.0 cm)	26 (66.0 cm)	26 (66.0 cm)	26 (66.0 cm)
Max Top Load Capacity lbs.	625	625	1200	1200	1200
Pan Capacity 12" x 20" x 6'	2	4	6	6	8
Pan Orientation	n/a	Side by Side	Side by Side	Side by Side	Front to Back
Drawers Per Cabinet	2	2	2	4	4
Gross Weight-crated lbs. <sup>1</sup>	410 (186 kg)	430 (195 kg)	475 (216 kg)	510 (231 kg)	555 (252 kg)
ELECTRICAL DATA					
Voltage	115/60/1	115/60/1	115/60/1	115/60/1	115/60/1
Full Load Amperes	6.7	6.7	6.7	6.7	6.7
NEMA Plug Type	5-15P	5-15P	5-15P	5-15P	5-15P
REFRIGERATION DATA					
Refrigerant	R-404A	R-404A	R-404A	R-404A	R-404A
BTU/HR - HP <sup>2</sup>	2440 (½HP)	2440 (½HP)	2440 (½HP)	2440 (½HP)	2440 (½HP)

DIMENSIONAL DATA	TE084HT	TE096HT	TE110HT
Length Overall in.	84 (213.4 cm)	96 (243.8 cm)	110 (279.4 cm)
Depth - Cabinet Only in.	32 (81.3 cm)	32 (81.3 cm)	32 (81.3 cm)
Depth - with Drawer Open	54½ (137.5 cm)	54½ (137.5 cm)	54½ (137.5 cm)
Depth - Over Handle in.	34½ (86.7 cm)	34½ (86.7 cm)	34½ (86.7 cm)
Height - Overall on 4" Casters in.	26 (66.0 cm)	26 (66.0 cm)	26 (66.0 cm)
Max Top Load Capacity lbs.	1500	1500	1500
Pan Capacity 12" x 20" x 6'	8	12	12
Pan Orientation	Side by Side	Front to Back	Side by Side
Drawers Per Cabinet	4	6	6
Gross Weight-crated lbs. <sup>1</sup>	655 (297 kg)	760 (345 kg)	845 (383 kg)
ELECTRICAL DATA			
Voltage	115/60/1	115/60/1	115/60/1
Full Load Amperes	6.7	12.0	12.0
NEMA Plug Type	5-15P	5-15P	5-15P
REFRIGERATION DATA			
Refrigerant	R-404A	R-404A	R-404A
BTU/HR - HP <sup>2</sup>	2440 (½HP)	4090 (½HP)	4090 (½HP)

NOTE: When ordering please specify: Voltage, Options and any additional warranties.

Continued product development may necessitate specification changes without notice.

Part No. TR35882 (revised 6/10)

### NOTES

NOTE: Figures in parentheses reflect metric equivalents.

1= For shipping weights and dimensions please refer to form TR35875.

2= Based on a 90 degree F ambient and 20 degree F evaporator.

TRAULSEN  
4401 BLUE MOUND RD.  
PHONE 1 (800) 825-8220  
Website: www.traulsen.com

FT. WORTH, TX 76106  
FAX-MKTG. 1 (817) 624-4302