

Project

Quantity

Item #

Model Specified:

CSI Section 11400

Reach-In Sliding Glass Door Refrigerator Models/Self-Contained



Includes Traulsen's patented INTELA-TRAUL® control



Model RHT232WUT-FSL (shown with optional casters and additional shelves)



Stainless Exterior & Interior

Two Section Narrow & Wide Models, 32" Deep

- 2-Section Narrow Full Length Door Model RHT232NUT-FSL
- 2-Section Narrow Half Length Door Model RHT232NUT-HSL
- 2-Section Wide Full Length Door Model RHT232WUT-FSL
- 2-Section Wide Half Length Door Model RHT232WUT-HSL

The R-Series represent Traulsen's Top-of-the-Line product offering. The reach-in sliding glass door refrigerator models are all designed to provide convenient storage, along with fluorescent interior lighting to assist with product viewing or merchandising. Each is supplied standard with such high quality features as balanced refrigeration systems, microprocessor controls, communications ability and stainless steel exteriors. Additionally, they offer the widest range of optional accessories to choose from, and can be specified for use with many different applications, including: Foodservice, Institutional, Export, etc.

Standard Product Features

- Stainless Steel Exterior & Interior
- INTELA-TRAUL® Microprocessor Control System
- Balanced, Self-Contained Refrigeration System Using R-134a
- Scroll Blower Type Evaporator Fan
- Biased Return Air Duct
- Full or Half Length Sliding Glass Doors
- Self-Closing Doors With Stay Open Feature
- Stainless Steel Vertical Door Handles
- Fluorescent Lights With Exterior ON/OFF Switch
- Three Adjustable Wire Shelves Per Section, Supported On Pilasters (installed at the factory)
- Automatic Condensate Evaporator
- Controllable Anti-Condensate Door Perimeter Heaters
- Thermostatic Expansion Valve Metering Device
- Stainless Steel One-Piece Louver Assembly
- 9' Cord & Plug Attached
- Set of Four (4) 6" High Adjustable Stainless Steel Legs
- One Year Parts And Labor Warranty
- Two Year Control Warranty (parts and labor)
- Five Year Compressor Warranty

Options & Accessories

- Stainless Steel Finished Back With Rear Louvers
- No. 1 Type Tray Slides To Accommodate either (1) 18" x 26" or (2) 14" x 18" Sheet Pans, Adjustable To 2" O.C.
- No. 2 Type Tray Slides To Accommodate (1) 18" x 26" Sheet Pans, Adjustable To 2" O.C.
- No. 3 Type Tray Slides To Accommodate (2) 12" x 20" Steam Table Pans, Adjustable To 2" O.C.
- No. 4 Type Tray Slides To Accommodate (1) 18" x 26" Sheet Pans (chrome rod type, equips 1/2 section)
- Universal Type Tray Slides To Accommodate Either (1) 18" x 26" or (2) 14" x 18" Sheet Pans, or (2) 12" x 20" Steam Table Pans, Adjustable To 4" O.C.
- Additional Wire Shelves
- Export 220/50/1 Voltage
- 208/115/60/1 Voltage In Lieu Of Standard 115/60/1
- Stainless Steel Shelves
- Kool Klad Exterior Laminate Decor
- Set of Four (4) 6" High Casters In Lieu of Legs
- Set of Four (4) 4-5/8" High Casters In Lieu of Legs
- 4-1/2" High Stainless Steel Base In Lieu of Legs
- 6" High Stainless Steel Kickplate (for use with standard legs)
- Remote Applications (see spec sheet TR35837 for more details)
- Sliding Glass Door Lock(s)
- Two Year Service/Labor Warranty Available



Listed by Underwriters Laboratories Inc., to U.S. and Canadian safety standards and Listed by NSF International.

Approval: _____



TRAULSEN
4401 BLUE MOUND RD.
PHONE 1 (800) 825-8220
Website: www.traulsen.com

FT. WORTH, TX 76106
FAX-MKTG. 1 (817) 624-4302

Packaging - Processing
Bid on Equipment
1-847-683-7720
www.bid-on-equipment.com

Project	Quantity	Item #
Model Specified:		CSI Section 11400

Specifications

Construction, Hardware and Insulation

Cabinet exterior front, one piece sides and louver assembly are constructed of 20 gauge stainless steel with #4 finish. Cabinet interior is constructed of stainless steel. The exterior cabinet top, back and bottom are constructed of heavy gauge aluminized steel. A set of four (4) adjustable 6" high stainless steel legs are included.

Tempered sliding glass doors are self-closing, with a stay open feature in the fully opened position, and are easily removable for cleaning. An exterior ON/OFF switch is provided to activate the interior fluorescent lighting. Anti condensate heaters are located behind each door opening.

Cabinet is insulated with an average of 2" thick high density, non-CFC, foamed in place polyurethane.

DIMENSIONAL DATA	RHT232NUTSL	RHT232WUTSL
Net capacity cu. ft.	46.0 (1303 cu l)	51.6 (1462 cu l)
Length - overall in.	52 $\frac{1}{8}$ (132.4 cm)	58 (147.3 cm)
Depth - overall in.	33 (83.8 cm)	33 (83.8 cm)
Depth - over body in.	32 (81.3 cm)	32 (81.3 cm)
Clear door width in.	19 (48.3 cm)	22 (55.9 cm)
Clear half-door height in.	25 $\frac{1}{2}$ (64.9 cm)	25 $\frac{1}{2}$ (64.9 cm)
Clear full-door height in.	57 $\frac{3}{4}$ (146.7 cm)	57 $\frac{3}{4}$ (146.7 cm)
Height - overall on 6" legs	83 $\frac{3}{4}$ (211.5 cm)	83 $\frac{3}{4}$ (211.5 cm)
No. Standard Shelves	6	6
Shelf area sq. ft. ¹	34.6 (3.2 sq m)	37.6 (3.49 sq m)
Net Wt. lbs.	560 (254 kg)	630 (286 kg)
Gross Wt. lbs.	700 (318 kg)	770 (349 kg)
ELECTRICAL DATA		
Voltage	115/60/1	115/60/1
Feed wires with Ground	3	3
Full load amperes	15.9	15.9
REFRIGERATION DATA		
Refrigerant	R-134a	R-134a
BTU/HR H.P. ²	5120 ($\frac{1}{4}$ HP)	5120 ($\frac{1}{4}$ HP)

NOTES

- NOTE: Figures in parentheses reflect metric equivalents.
- 1= Area of standard shelf compliment only, does not include storage area of additional shelves or available on cabinet bottom.
 - 2= Based on a 90 degree F ambient and 20 degree F evaporator.
 - 3= For approximate remote weights deduct 40 lbs. from respective net or gross weight. For other information on remote models, please refer to spec sheet TR35837.

Refrigeration System

A top mounted, self-contained, balanced refrigeration system using R-134a refrigerant is conveniently located behind the one piece louver assembly. It features an easy to clean front facing condenser, thermostatic expansion valve, air-cooled hermetic compressor, plenum effect blower coil, large, high humidity evaporator coil located outside the food zone and a top mounted condensate evaporator. Biased return air duct protects against introduction of warm kitchen air, promoting even temperature maintenance and efficient operation. A 9' cord and plug is provided. Standard operating temperature is 34 to 38°F.

Controller

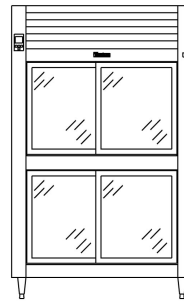
The easy to use water resistant INTELA-TRAUL® microprocessor control system is supplied standard. Unit is NAFEM Data Protocol communication (NDP) ready. Optional hardware required to be NDP compliant. Third party software required for network connection. It includes a 3-Digit LED Display, Fahrenheit or Celsius Temperature Scale Display Capability, and an RS485 data port. In addition it includes audio/visual alarms for: Hi/Lo Cabinet Temperature, Clean Condenser, Evaporator Coil and Discharge Line Sensor Failures, and Power Supply Interruption.

Interior

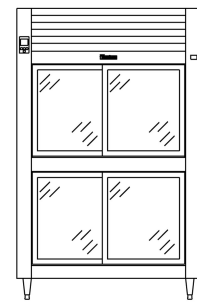
Standard interior arrangements include three (3) wire shelves per section, mounted on pilasters. Shelves are full-width, and do not have any large gaps between them requiring the use of "bridge" or "junior shelves." Recommended load limit per shelf should not exceed 225 lbs. Optional tray slides may be purchased in combination with, or in lieu of these. Both standard and optional interior arrangements are completely installed at the factory.

Warranties

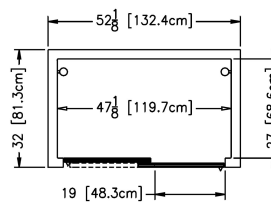
Both a one year parts and labor warranty and a five year compressor warranty (self-contained models only) are provided standard. An optional 2nd year extended parts and labor warranty is also available. In addition the INTELA-TRAUL® control is warranted by a two year parts and labor warranty.



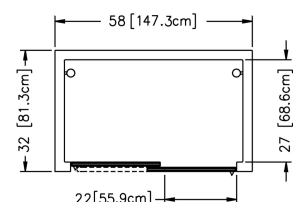
Elevation - RHT232NUTSL



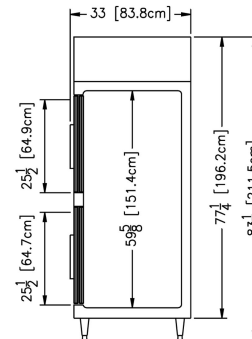
Elevation - RHT232WUTSL



Plan - RHT232NUTSL



Plan - RHT232WUTSL



Section - All Models



Equipped With One NEMA 5-20P Plug

NOTE: Full load amps and plug style may vary depending on electrical options chosen and condensing unit employed.

REQUIRED CLEARANCES

In order to assure optimum performance, the condensing unit **MUST** have an adequate supply of air for cooling purposes. Therefore, the operating location must either have a minimum of 12" clearance overhead of the condensing unit or allow for unrestricted air flow at the back of the unit. Clearance of at least 12" above is required in order to perform certain maintenance tasks.

NOTE: When ordering please specify: Voltage, Hinging, Door Size, Options and any additional warranties.

Continued product development may necessitate specification changes without notice. Part No. TR35825 (revised 4/10)

TRAULSEN
4401 BLUE MOUND RD.
PHONE 1 (800) 825-8220
Website: www.traulsen.com

FT. WORTH, TX 76106
FAX-MKTG. 1 (817) 624-4302

Traulsen