

Project	Quantity	Item #
Model Specified:		CSI Section 11400

Export 220/50/1 G-Series Reach-In Refrigerator & Freezer Models



Includes Traulsen's patented microprocessor control



Model G31110
(three section freezer)



Model G20110
(two section refrigerator)



Model G10110
(one section refrigerator)



Stainless Steel
Front & Door(s)

One, Two & Three Section Models, 32" Deep

Aside from their anodized aluminum side and interior finishes, Traulsen's 220V G-Series models for export meet or exceed the standard specifications and performance of most other brands top tier product offerings. Reliable, energy efficient, and durable, with large individual storage capacities, the high quality G-Series line-up includes a wide range of one, two and three section reach-in refrigerator and freezer models, built in our most popular footprints. In addition, each also includes a number of user-friendly features, making them one of the best overall equipment values in Foodservice today, and the right fit for nearly any commercial application.

AVAILABLE MODELS

1-Section Refrigerators			2-Section Refrigerators			3-Section Refrigerators		
Model #	Door	Hinging	Model #	Door	Hinging	Model #	Door	Hinging
G10100	Half	Right	G20100	Half	Left-Right	G30100	Half	Left-Right-Right
G10101	Half	Left	G20110	Full	Left-Right	G30110	Full	Left-Right-Right
G10110	Full	Right						
G10111	Full	Left						

1-Section Freezers			2-Section Freezers			3-Section Freezers		
Model #	Door	Hinging	Model #	Door	Hinging	Model #	Door	Hinging
G12100	Half	Right	G22100	Half	Left-Right	G31100	Half	Left-Right-Right
G12101	Half	Left	G22110	Full	Left-Right	G31110	Full	Left-Right-Right
G12110	Full	Right						
G12111	Full	Left						

Standard Product Features

- High Quality Stainless Steel Exterior Front and Door(s)
- Corrosion Resistant Anodized Aluminum One-Piece Sides
- Durable Anodized Aluminum Interior
- Reliable, Plug & play Microprocessor Control System
- LED Temperature Display in °F or °C
- Top-Mounted, Balanced, Self-Contained Refrigeration System
- Large High Humidity Evaporator Coil Outside The Food Zone
- Load-Sure Guard Protects Against Improper Loading
- Full or Half Length Stainless Steel Doors With Locks
- Self-Closing Doors With Stay Open Feature At 120 Degrees
- Guaranteed For Life Cam-Lift Hinges
- Guaranteed For Life Horizontal Work Flow Door Handle(s)
- Automatically Activated Incandescent Lights
- Damage Resistant Stainless Steel Breaker Caps
- Three (3) Adjustable Epoxy Coated Shelves Per Section, Supported On Shelf Pins (installed at the factory)
- Energy Saving Automatic Non-Electric Condensate Evaporator
- Magnetic Snap-In Door Gaskets
- Gasket Protecting Anodized Aluminum Door Liner
- Anti-Condensate Door Perimeter Heaters
- Thermostatic Expansion Valve Metering Device Provides Quick Refrigeration Recovery Times
- Stainless Steel One-Piece Louver Assembly
- Set of Four (4) 6" High Casters With Locks
- One Year Parts Warranty

Optional Accessory Kits

- Additional Epoxy Coated Shelves*
- No. 1 Type Tray Slides* To Accommodate either: (1) 18" x 26" or (2) 14" x 18" Sheet Pans, Adjustable To 2" O.C.
- No. 4 Type Tray Slides* To Accommodate (1) 18" x 26" Sheet Pans (equips one full section)
- Universal Type Tray Slides* To Accommodate Either (1) 18" x 26" or (2) 14" x 18" Sheet Pans, or (2) 12" x 20" Steam Table Pans, Adjustable To 4" O.C.
- Chrome Plated Shelves* (for use in lieu of standard shelving)
- 6" High Adjustable Legs (for use in lieu of standard casters)

*Please refer to spec sheet TR35872for optional accessory kit details

NOTE: All optional accessory kits are shipped separately for later installation by others at the jobsite.



Listed by Underwriters Laboratories Inc., to U.S. and Canadian safety standards and Listed by NSF International.

Approval: _____



TRAULSEN
4401 BLUE MOUND RD.
PHONE 1 (800) 825-8220
Website: www.traulsen.com

FT. WORTH, TX 76106
FAX-MKTG. 1 (817) 624-4302

Packaging - Processing
Bid on Equipment
1-847-683-7720
www.bid-on-equipment.com

Project	Quantity	Item #
Model Specified:		CSI Section 11400

Specifications

Construction, Hardware and Insulation

Cabinet exterior front, louver assembly and doors are constructed of 20 gauge stainless steel. Cabinet sides (including returns), interior and door liners are constructed of anodized aluminum. The exterior cabinet top, back and bottom are constructed of heavy gauge aluminized steel. A set of four (4) 6" high casters are included.

Doors are equipped with a gasket protecting metal door pan, removable plug cylinder locks and guaranteed for life cam-lift, gravity action, self-closing metal, glide hinges with stay open feature at 120 degrees. Hinges include a concealed switch to automatically activate the interior incandescent lighting. Guaranteed for life, work flow door handles are mounted horizontally over recess in door which limits protrusion from door face into aiseways.

Easily removable for cleaning, vinyl magnetic door gasket assures tight door seal. Anti condensate heaters are located behind each door opening.

Both the cabinet and door(s) are insulated with an average of 2" thick high density, non-CFC, foamed in place polyurethane.

DIMENSIONAL DATA	1-Section Models	2-Section Models	3-Section Models
Net capacity cu. ft.	24.2 (686 cu l)	46.0 (1303 cu l)	69.1 (1958 cu l)
Length - overall in.	29 ⁷ / ₈ (75.9 cm)	52 ¹ / ₂ (132.4 cm)	76 ⁵ / ₈ (193.8 cm)
Depth - overall in.	35 (88.8 cm)	35 (88.8 cm)	35 (88.8 cm)
Depth - over body in.	32 (81.3 cm)	32 (81.3 cm)	32 (81.3 cm)
Depth - door open 90° in.	57 ⁵ / ₈ (146.3 cm)	57 ⁵ / ₈ (146.3 cm)	57 ⁵ / ₈ (146.3 cm)
Clear door width in.	21 ¹ / ₈ (53.6 cm)	21 ¹ / ₈ (53.6 cm)	21 ¹ / ₈ (53.6 cm)
Clear half-door height in.	27 ¹ / ₂ (69.9 cm)	27 ¹ / ₂ (69.9 cm)	27 ¹ / ₂ (69.9 cm)
Clear full-door height in.	57 ⁵ / ₈ (146.3 cm)	57 ⁵ / ₈ (146.3 cm)	57 ⁵ / ₈ (146.3 cm)
Height-overall on 6" casters	83 ³ / ₄ (211.5 cm)	83 ³ / ₄ (211.5 cm)	83 ³ / ₄ (211.5 cm)
No. Standard Shelves	3	6	9
Shelf area sq. ft. ¹	18.8 (1.75 sq m)	34.6 (3.21 sq m)	51.9 (4.82 sq m)
ELECTRICAL DATA-REFRIGERATOR MODELS			
Voltage	220/50/1	220/50/1	220/50/1
Full load amperes	3.5	4.4	5.0
REFRIGERATION DATA-REFRIGERATOR MODELS			
Refrigerant	R-134a	R-134a	R-134a
BTU/HR H.P. ²	1530 (¼ HP)	2380 (½ HP)	4700 (½ HP)
ELECTRICAL DATA-FREEZER MODELS			
Voltage	220/50/1	220/50/1	220/50/1
Full load amperes	5.7	6.7	11.0
REFRIGERATION DATA-FREEZER MODELS			
Refrigerant	R-404A	R-404A	R-404A
BTU/HR H.P. ²	2000 (½ HP)	2950 (¾ HP)	3480 (1 HP)
SHIPPING DATA			
Length - crated in.	35 (89 cm)	63 (160 cm)	91 (231 cm)
Depth - crated in.	43 (109 cm)	43 (109 cm)	43 (109 cm)
Height - crated in.	83 ¹ / ₂ (212 cm)	83 ¹ / ₂ (212 cm)	83 ¹ / ₂ (212 cm)
Volume - crated cu. ft.	71 (2011 cu l)	131 (3711 cu l)	189 (5354 cu l)
Refrigerator Gross Wt. lbs.	395 (179 kg)	590 (268 kg)	790 (358 kg)
Freezer Gross Wt. lbs.	410 (186 kg)	700 (318 kg)	870 (395 kg)

NOTES

NOTE: Figures in parentheses reflect metric equivalents.

- Figure shown reflects the area of standard shelf compliance plus the additional storage area available on the cabinet bottom.
- Based on a 90 degree F ambient and 20 degree F evaporator for refrigerator models and a -20 degree evaporator for freezer models.

REQUIRED CLEARANCES

In order to assure optimum performance, the condensing unit **MUST** have an adequate supply of air for cooling purposes. Therefore, the operating location must either have a minimum of 12" clearance overhead of the condensing unit or allow for unrestricted air flow at the back of the unit. Clearance of at least 12" above is required in order to perform certain maintenance tasks.

Refrigeration System

A top mounted, self-contained, balanced refrigeration system using either R-134a (refrigerators) or R-404A (freezers) refrigerant is conveniently located behind the one piece louver assembly. It features an easy to clean front facing condenser, thermostatic expansion valve, air-cooled hermetic compressor, large, high humidity evaporator coil located outside the food zone and a top mounted non-electric condensate evaporator. Standard operating temperature for all refrigerator models is 34 to 38°F and for all freezer models is 0 to -5°F.

Controller

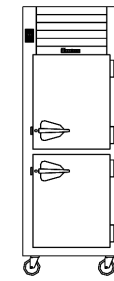
The easy to use water resistant microprocessor control system is supplied standard. It includes a 3-Digit LED Display, and a Fahrenheit or Celsius Temperature Scale Display Capability.

Interior

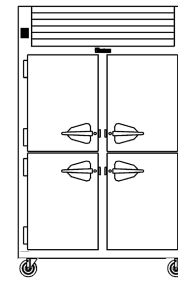
Standard interior arrangements include three (3) epoxy coated wire shelves per section, mounted on shelf pins, installed at the factory. Shelves are full-width, and do not have any large gaps between them requiring the use of "bridge" or "junior shelves." Recommended load limit per shelf should not exceed 225 lbs.

Warranties

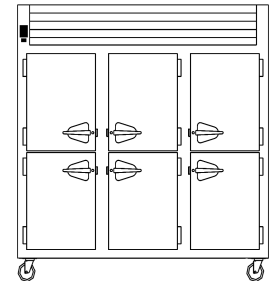
A one year parts warranty is provided standard.



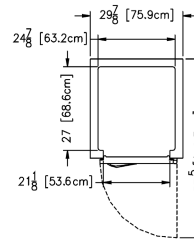
Elevation
One-Section



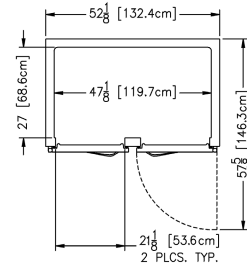
Elevation
Two-Section



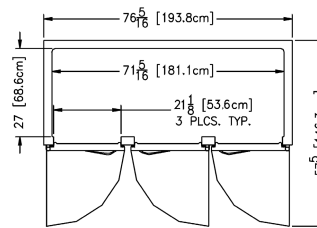
Elevation
Three-Section



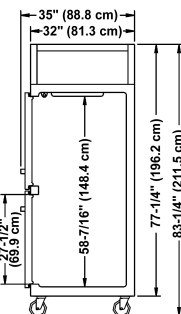
Plan - One-Section



Plan - Two-Section



Plan - Three-Section



Section - All Models

Continued product development may necessitate specification changes without notice.

Part No. TR35904 (revised 4/10)

TRAUlsen
4401 BLUE MOUND RD.
PHONE 1 (800) 825-8220
Website: www.traulsen.com

FT. WORTH, TX 76106
FAX-MKTG. 1 (817) 624-4302

