

Project	Quantity	Item #
Model Specified:		CSI Section 11400

### Convertible Reach-In Freezer Models/Self-Contained



Includes Traulsen's patented microprocessor control



Model RCV232WUT-FHS

### One & Two Section "W-Width" Models, 32" Deep



1-Section Full Length Door Model	RCV132WUT-FHS
2-Section Full Length Door Model	RCV232WUT-FHS
1-Section Half Length Door Model	RCV132WUT-HHS
2-Section Half Length Door Model	RCV232WUT-HHS



1-Section Full Length Door Model	ACV132WUT-FHS
2-Section Full Length Door Model	ACV232WUT-FHS
1-Section Half Length Door Model	ACV132WUT-HHS
2-Section Half Length Door Model	ACV232WUT-HHS

What is a "CONVERTIBLE CABINET?" A convertible cabinet is a reach-in freezer which, with the use of a key switch, can change itself into a refrigerator. This two temperature ability allows the operator to maximize either their refrigerated or frozen storage space as needed, providing them with additional flexibility in order to manage changing menus and product types. They are supplied standard with all the Traulsen top of the line features, such as balanced refrigeration systems, next generation microprocessor controls and stainless steel exteriors.

### Standard Product Features

- R-Series: Stainless Steel Exterior & Interior
- A-Series: Stainless Steel Exterior/Anodized Aluminum Interior
- Microprocessor Control System
- Balanced, Self-Contained Refrigeration System Using R-404A
- Scroll Blower Type Evaporator Fan
- Biased Return Air Duct
- Full or Half Length Stainless Steel Doors With Locks
- Self-Closing Doors With Stay Open Feature At 120 Degrees
- Guaranteed For Life Cam-Lift Hinges
- Guaranteed For Life Horizontal Work Flow Door Handle
- Standard Door Hinging: 132W = Right, 232W = Left/Right
- Automatically Activated Incandescent Lights
- Stainless Steel Breaker Caps
- Three Adjustable Wire Shelves Per Section, Supported On Shelf Pins (installed at the factory)
- Automatic Non-Electric Condensate Evaporator
- Magnetic Snap-In Door Gaskets
- Gasket Protecting Metal Door Liner
- Controllable Anti-Condensate Door Perimeter Heaters
- Thermostatic Expansion Valve Metering Device
- Stainless Steel One-Piece Louver Assembly
- 9' Cord & Plug Attached
- Set of Four (4) 6" High Adjustable Stainless Steel Legs
- One Year Parts And Labor Warranty
- Two Year Control Warranty (parts and labor)
- Five Year Compressor Warranty

### Options & Accessories

- Stainless Steel Finished Back With Rear Louvers
- Re-Hinging Feature For Door(s)
- No. 1 Type Tray Slides To Accommodate either (1) 18" x 26" or (2) 14" x 18" Sheet Pans, Adjustable To 2" O.C.
- No. 2 Type Tray Slides To Accommodate (1) 18" x 26" Sheet Pans, Adjustable To 2" O.C.
- No. 3 Type Tray Slides To Accommodate (2) 12" x 20" Steam Table Pans, Adjustable To 2" O.C.
- No. 4 Type Tray Slides To Accommodate (1) 18" x 26" Sheet Pans (chrome rod type, equips 1/2 section)
- Universal Type Tray Slides To Accommodate Either (1) 18" x 26" or (2) 14" x 18" Sheet Pans, or (2) 12" x 20" Steam Table Pans, Adjustable To 4" O.C.
- Additional Wire Shelves
- Locking Hasps (padlocks supplied by others)
- Stainless Steel Shelves
- Kool Klad Exterior Laminate Decor
- Set of Four (4) 6" High Casters In Lieu of Legs
- Set of Four (4) 4-5/8" High Casters In Lieu of Legs
- 4-1/2" High Stainless Steel Base In Lieu of Legs
- 6" High Stainless Steel Kickplate (for use with standard legs)
- Prison/Correctional Facilities Options
- Remote Applications
- Two Year Service/Labor Warranty Available

Full load amps and plug style may vary depending on electrical options chosen and condensing unit employed.



Listed by Underwriters Laboratories Inc., and classified by Underwriters Laboratories Inc., in accordance with ANSI/NSF7.

AW-03118

Approval: \_\_\_\_\_



**TRAULSEN**  
 4401 BLUE MOUND RD.  
 PHONE 1 (800) 825-8220  
 Website: www.traulsen.com

FT. WORTH, TX 76106  
 FAX-MKTG. 1 (817) 624-4302

**Packaging - Processing**  
**Bid on Equipment**  
 1-847-683-7720  
 www.bid-on-equipment.com

Project	Quantity	Item #
Model Specified:		CSI Section 11400

## Specifications

### Construction, Hardware and Insulation

Cabinet exterior, including front, one piece sides, louver assembly and doors are constructed of heavy gauge stainless steel. Cabinet interior and door liners are constructed of stainless steel (anodized aluminum in the A-Series). Exterior cabinet top, back and bottom are constructed of heavy gauge aluminized steel. Adjustable 6" high stainless steel legs are included.

Doors are equipped with removable plug cylinder locks and guaranteed for life cam-lift, gravity action, self-closing metal, glide hinges with stay open feature at 120 degrees. Hinges include a switch to automatically activate the interior incandescent lighting. Guaranteed for life, work flow door handle is mounted horizontally over recess in door which limits protrusion from door face into aiseways.

Easily removable for cleaning, vinyl magnetic door gasket assures tight door seal. Anti condensate heaters are located behind each door opening.

Cabinet and door contains high density, non-CFC, foamed in place polyurethane insulation.

DIMENSIONAL DATA	R/ACV132WUT	R/ACV232WUT
Net capacity cu. ft.	24.2 (686 cu l)	51.6 (1462 cu l)
Length - overall in.	29 $\frac{7}{8}$ (75.9 cm)	58 (147.3 cm)
Depth - overall in.	35 (88.8 cm)	35 (88.8 cm)
Depth - over body in.	32 (81.3 cm)	32 (81.3 cm)
Depth - with door open 90 degrees in.	57 $\frac{1}{16}$ (146.5 cm)	57 $\frac{1}{16}$ (146.5 cm)
Clear door width in.	21 $\frac{1}{8}$ (53.6 cm)	21 $\frac{1}{8}$ (53.6 cm)
Clear half-door height in.	27 $\frac{1}{2}$ (69.9 cm)	27 $\frac{1}{2}$ (69.9 cm)
Clear full-door height in.	57 $\frac{5}{8}$ (146.3 cm)	57 $\frac{5}{8}$ (146.3 cm)
Height - overall on 6" legs	83 $\frac{1}{4}$ (211.5 cm)	83 $\frac{1}{4}$ (211.5 cm)
Shelf area sq. ft.	18.8 (1.75 sq m)	37.6 (3.49 sq m)
RCV Net Wt. lbs.	415 (188 kg)	705 (320 kg)
ACV Net Wt. lbs.	365 (166 kg)	625 (283 kg)
<b>ELECTRICAL DATA</b>		
Voltage	115/60/1	115/60/1
Feed wires with Ground	3	3
Full load amperes	11.5	14.9
Wattage <sup>1</sup>	1058	1371
<b>REFRIGERATION DATA</b>		
Refrigerant	R-404A	R-404A
BTU/HR H.P. <sup>2</sup>	2160 ( $\frac{1}{2}$ HP)	3790 ( $\frac{3}{4}$ HP)


### NOTES

NOTE: Figures in parentheses reflect metric equivalents.

1= Wattage is determined by listed amps X listed volts X an average run time of 70% for refrigerators and 80% for freezers.

2= Based on a 90 degree F ambient and -10 degree F evaporator.

3= For approximate remote weights deduct 40 lbs. from respective net or gross weight. For other information on remote models, please refer to spec sheet TR35837.

 Equipped With One NEMA 5-15P Plug  
(1 Section Models Only)

 Equipped With One NEMA 5-20P Plug  
(2 Section Models Only)

NOTE: When ordering please specify: Voltage, Hinging, Door Size, Options and any additional warranties. For fast order entry: Fax 1 (800) 765-8728.

Continued product development may necessitate specification changes without notice.  
Part No. TR35815 (created 4/10)

### Refrigeration System

A top mounted, self-contained, balanced refrigeration system using R-404A refrigerant is conveniently located behind the one piece louver assembly. It features a plenum effect blower coil, large, high humidity evaporator coil located outside the food zone, top mounted non-electric condensate evaporator, and an automatic preset time activated electric defrost. A face mounted key switch is provided to convert operation from freezer to refrigerator mode. Standard operating temperature in freezer mode is 0 to -5°F. Operating temperature in refrigerator mode is 34 to 38°F. Operating temperatures are not adjustable.

### Controller

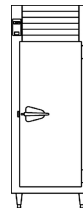
The water resistant digital microprocessor control is provided. It includes a 3-digit LED temperature display in addition to features such as a defrost lock-outs and indicator light.

### Interior

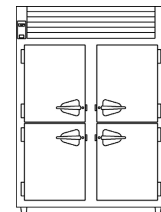
Standard interior arrangements include three (3) wire shelves per section, mounted on shelf pins. Shelves are full-width, and do not have any large gaps between them requiring the use of "bridge" or "junior shelves." Recommended load limit per shelf should not exceed 225 lbs. Optional tray slides may be purchased in combination with, or in lieu of these. Both standard and optional interior arrangements are completely installed at the factory.

### Warranties

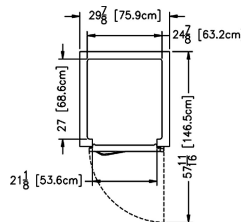
Both a one year parts and labor warranty and a five year compressor warranty (self-contained models only) are provided standard. An optional 2<sup>nd</sup> year extended parts and labor warranty is also available. In addition the microprocessor control is warranted by a two year parts and labor warranty.



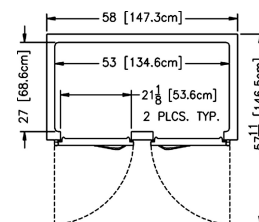
Elevation -  
R/ACV132WUT



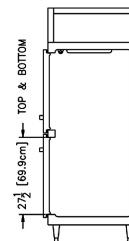
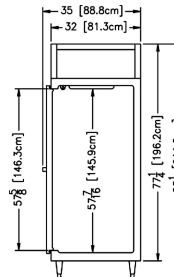
Elevation -  
R/ACV232WUT



Plan - R/ACV132WUT



Plan - R/ACV232WUT



Section - All Models

### REQUIRED CLEARANCES

In order to assure optimum performance, the condensing unit **MUST** have an adequate supply of air for cooling purposes. Therefore, the operating location must either have a minimum of 12" clearance overhead of the condensing unit or allow for unrestricted air flow at the back of the unit. Clearance of at least 12" above is required in order to perform certain maintenance tasks.

TRAULSEN  
4401 BLUE MOUND RD.  
PHONE 1 (800) 825-8220  
Website: www.traulsen.com

FT. WORTH, TX 76106  
FAX-MKTG. 1 (817) 624-4302

**Traulsen**

Packaging - Processing  
**Bid on Equipment**  
1-847-683-7720  
www.bid-on-equipment.com