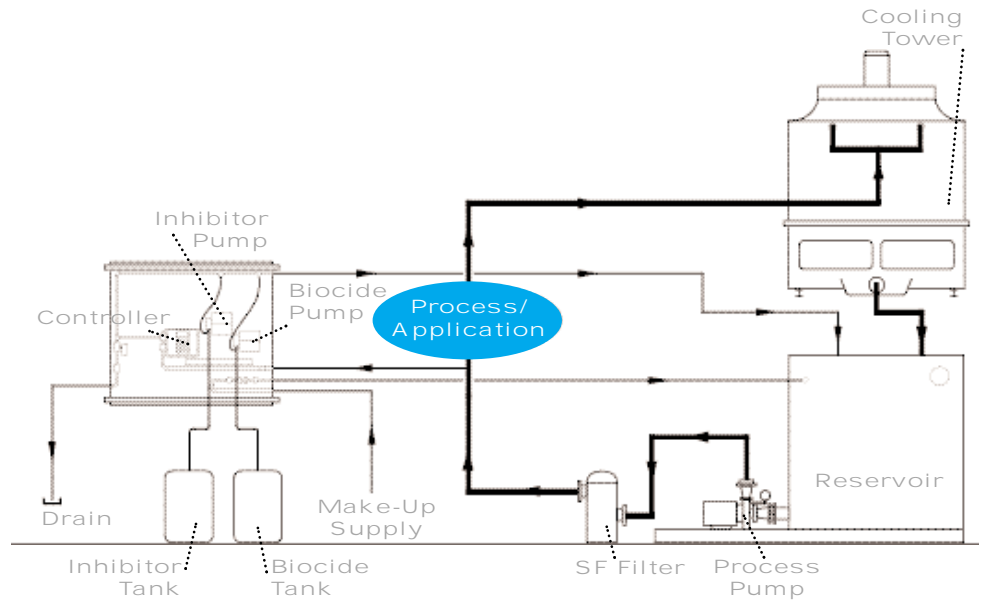


Both water treatment and filtration are often overlooked as part of a cooling tower or central chilling system. Let Thermal Care help with equipment solutions to prevent naturally occurring scale and biological growth, or removal of particulate matter, from cooling system water.

Thermal Care, Inc.® has teamed up with the industry leader for plant-wide chemical treatment, Nalco Diversified Technologies (NDT), to provide a complete system analysis. From system design and installation through regular cooling system maintenance, you're assured an effective and efficient cooling process.

TWC1000 Series Water Treatment System



The Thermal Care TWC1000 Series water treatment system controls naturally occurring scale, microbiological growth and corrosion and offers the latest in cooling tower control technology. A microprocessor-based controller continually monitors fluid levels and system water adding biocide and corrosion inhibitor when required. The entire water treatment process is completely automated.

Features/Benefits

- Automatic, continuous cooling system monitoring—24 hours a day.
- Simple, intuitive controls and plain text display make system easy to program, operate, or adjust.
- Self-priming, peristaltic pumps reliably introduce biocide and corrosion inhibitor to system water.
- System automatically meters make-up water and adds proper amount of corrosion inhibitor.
- Advanced 4-electrode sensor resists fouling and assures stable readings of water conductivity to assure proper system bleed-off by an automatic solenoid valve.



Single point monitoring and control of corrosion inhibitor, biocide, and bleed-off.

Several economical filtration solutions to meet your exact needs.

The least expensive method for removing solid particles from water is using a T-Strainer (not shown) at the system discharge pump to provide coarse filtration; however, frequent maintenance may be required to maintain desired water quality. Full-flow strainer filters and bag filters can provide an economical and dependable method of water filtration. Side stream sand filters (see back page) remove suspended solids, five micron or larger, from water and can act as a clarification filter.

SF Series Screen Filters



Fluid enters filter at bottom and flows through self-cleaning, conical filter as shown here.



SF Series filters come standard with two pressure gauges.

All SF Series filters come with a stainless steel housing and conical shaped stainless steel filter screen. The unique filter screen is designed for up to 200 mesh filtration, filtering a flow rate of 100 to 2000 gpm with less than one psi pressure drop.

As water flows up through the internal riser pipe, it is deflected off the inner surface of the screen, forcing down heavy sediment into the large debris reservoir. Unlike more traditional basket strainers, Y-strainers or bag filters, SF Series filters can be flushed while in service—without compromising cooling system pressure integrity.

All SF Series filters come standard with inlet and outlet pressure gauges for fast and easy filter monitoring. When the pressure differential increases, contaminant is easily flushed out of the filter by opening the flush line valve. Standard screen is 60 mesh for cooling tower systems and 100 mesh for central chiller systems.



Self-cleaning, conical strainer filter is made of stainless steel.



Water enters filter through inlet pipe; settled debris clears through flush port.

SF Series Options



SF Series filter shown with optional pressure differential alarm and automatic flush timer.

Optional package electronically monitors pressure and purges reservoir.

Add the electronic monitoring package as an option and get a pressure differential alarm and automatic flush timer. With these optional systems, both inlet and outlet pressures are constantly monitored. If the filter screen clogs with debris, resulting in an increase in pressure across the filter, an audible siren and flashing alarm alert maintenance personnel that the filter screen needs to be cleaned. A dirty water diaphragm valve and controller-based timer combine to assure that debris is purged regularly and automatically at pre-determined time intervals.

TD Series Turbo Disc Filters


Offered as a less expensive alternative to SF Series filters, these TD Series turbo disc filters are ideal for well water make-up lines, extrusion lines for full flow filtration, or for small tower or chiller systems. Filters contain reusable, 3-dimensional polypropylene discs compressed together to remove particulate. A helix located at the base of the cartridge spins incoming water, keeping heavier particulate in suspension—backflush frequency is minimized. Filtered debris collects in the exterior of disc stack and across depth of discs as shown in the illustration.



Reliable TD Series filters provide 150 mesh full flow filtration. Flow rates up to 200 gpm.

BF Series Bag Filters

For full-flow applications where a bag filter is preferred, BF Series filters are available in carbon or stainless steel housing. One-piece assemblies have a removable lid and stainless steel filter supports. The 60 mesh, reusable, woven polypropylene filter bag is designed to have less than one psi pressure drop. A single housing can filter up to 300 gpm and modular designs are available for any flow requirement.



Use for full flow cooling tower and chilled water applications.
Flow rates up to 300 gpm.

PS Series Sand Media Filters

PS Series filters come completely assembled with a FRP housing, appropriately sized pump and automatic backwash valves. Units are easy to install as equipment comes mounted to a structural steel base with all electrical controls in a NEMA 3R control panel. Automatic backwash feature conserves water as backwash frequency is determined by water pressure, not time interval.



Use for side stream removal of suspended solids,
five micron or larger. Flow rates from 45 to 100 gpm.

7720 N. Lehigh Avenue
Niles, IL 60714-3491

Toll-free: 888-828-7387
Phone: 847-966-2260 Ext. 2900
Fax: 847-966-9358
www.thermalcare.com

Manufacturer reserves the right to change specifications or design without notice or obligation.

Thermal Care, Inc. is a registered trademark of MFRI, Inc.

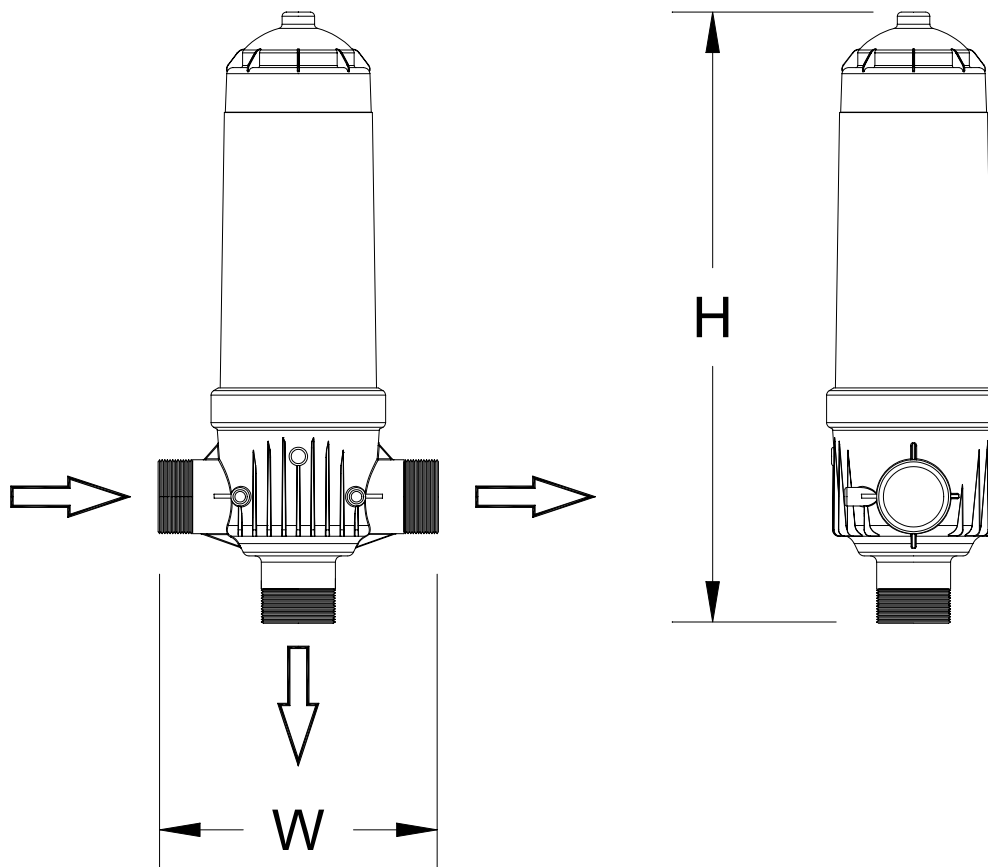
Printed in USA. Form 6-200.5



TD Series

100 to 200 GPM Disc Filters

Design and Component Specifications



Model	Filter Mesh	Dimensions Inches		Connection Size Inches			Weight Lbs.
		H	W	Inlet	Outlet	Flush Port	
TD100	80	23 13/16	12 3/16	2	2	3/4	17
TD200	80	29	13 1/4	3	3	3/4	20



Form 6-225.2

7720 North Lehigh Avenue
 Niles, Illinois 60714-3491
 Tel: (847) 966-2260
 Toll Free: (888) 828-7387
 Fax: (847) 966-9358

Email: info@thermalcare.com
 Website: www.thermalcare.com

Manufacturer reserves the right to change specifications or design without notice or obligation. Thermal Care is a registered trademark of MFRI, Inc.