



TOTALLY DIFFERENT.



C001

Continuous Dispensing Custard Freezer

Features

Offer premium frozen custard, low overrun ice cream, or sorbet.

Mix Hopper

One, 20 quart (18.9 liter). Separate hopper refrigeration (SHR) maintains mix below 41°F (5°C).

Indicator Lights

In order from top to bottom, separate lights indicate when mix is low, refrigeration on, pre-chill mode, and scraping/ejection motor on.

Product Chute

Ribbon of frozen product flows down chute to separate dipping cabinet. Easily removable for cleaning or moving dipping cabinet.

Mix Flow Regulator

Easy to read markings allow operator to dial in the correct amount of mix flowing into freezing cylinder for proper consistency. Adjusts for operation from the front, back, or side, depending on space requirements.

Safety Features

To protect users from accidental injury:

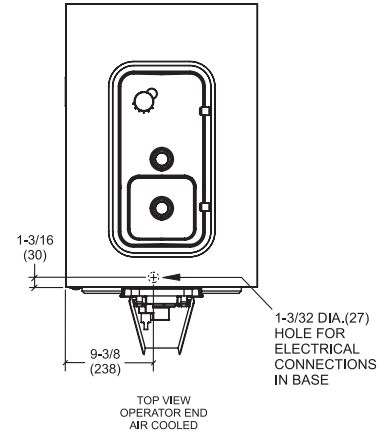
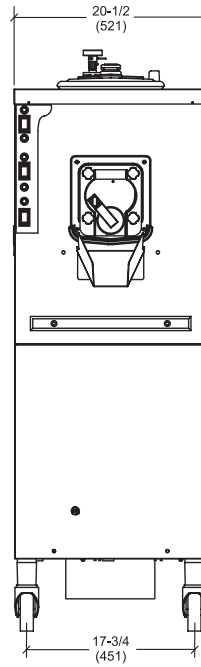
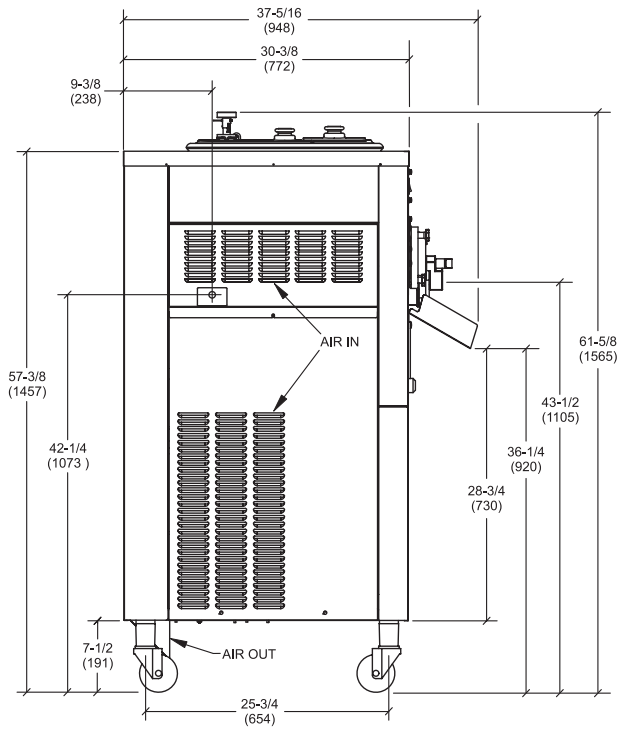
- Beater motor will not rotate unless door is in place.
- Finger guards installed in opening of dispensing door.

Rockton, Illinois 61072
800-255-0626
Phone 815-624-8333 Fax 815-624-8000
www.taylor-company.com
e-mail: info@taylor-company.com

International Office
Taylor Company S.r.l.
Roma, Italy
Tel: +39-06-420-12002 Fax: +39-06-420-12034
e-mail: romeoff@taylor-company.com

Packaging - Processing
Bid on Equipment
1-847-683-7720
www.bid-on-equipment.com

C001 Continuous Dispensing Custard Freezer



NOTE: FIGURES IN PARENTHESES INDICATE MILLIMETERS.

Weights	lbs.	kgs.
Net	515	233.6
Crated	585	265.3
Volume	cu. ft.	cu. m.
	66.5	1.88

Dimensions	in.	mm.
Width	20-1/2	521
Depth	33-7/8	860
Height	61-5/8	1565
Floor Clearance	7-1/2	191

*Mounted on standard casters

Electrical	Maximum Fuse Size	Minimum Circuit Ampacity	Poles (P) Wires (W)
208-230/60/1 Air	30	24	2P 3W

This unit may be manufactured in other electrical characteristics. Refer to the local Taylor Distributor for availability. (For exact electrical information, always refer to the data label of the unit.)

Specifications

Electrical

One dedicated electrical connections is required. See the Electrical chart for the proper electrical requirements. Manufactured to be permanently connected. Consult your local Taylor distributor for cord & receptacle specifications as local codes allow.

Beater Motor

One, 1.5 HP.

Refrigeration System

One, 14,000 BTU/hr compressors (nominal rating). R404A. Separate Hopper Refrigeration (SHR), One, 400 BTU/hr. R134a. (BTUs may vary depending on compressor used.)

Air Cooled

Minimum 3" (76 mm) around all sides. Install the deflector provided to prevent recirculation of warm air. Minimum air clearances must be met to assure adequate air flow for optimum performance.

For ease in filling the hopper, 36" (914 mm) clearance on one side or the rear should be allowed.

Options

- Dipping Cabinet (Consult your local Taylor distributor)

Bidding Specs

Electrical: Volt _____ Hz _____ ph _____
Neutral: Yes No Cooling: Air Water NA

Options: _____

Continuing research results in steady improvements; therefore, these specifications are subject to change without notice.



Taylor Company,
A Division of Carrier Commercial Refrigeration, Inc.
Rockton, Illinois 61072
815-624-8333 800-255-0626 Fax 815-624-8000
www.taylor-company.com

Packaging - Processing
Bid on Equipment
1-847-683-7720
www.bid-on-equipment.com