



# W75 Series

## PMO Compliant Double-Seat Mix Proof Valves

### Application

**W75CP** for safe separation of product from CIP plus single seat-lift separation compliance. Fully independent operation and cleaning of either the upper or lower housing is achieved due to:

1. PMO Section 15p(B) compliance for single seat lift separation while product is in the opposite housing
2. PMO Section 12p compliance for ability to clean all product contact surfaces

**W75RS** for safe separation of product from CIP:

1. Not to be used for single seat-lift separation compliant process designs
2. Used in processes designed for end-of-run cleaning where seat lifting is not conducted with milk in the piping



## Features - W75 Series

- Safe and easy to maintain
- Robust machine-from-bar design
- Minimum leakage during transition due to radial seal design
- Reliable full-featured control tops
- Independent seat-lifting
- Both stems detectable

## Materials

Product Wetted:	Stainless Steel, ASTM 316L (UNS-S31603); (DIN-1.4404)
Non-Product:	Stainless Steel, ASTM 304 (UNS-S30400); (DIN-1.4301)
Elastomers:	EPDM or FKM (Fluoroelastomer)
Finish:	<32 Ra (<0.8 $\mu$ m) Other finishes available upon request.

## Actuator

### Independent Seat Lifting (SL)

#### Air Requirements

Min. Supply Pressure: 75 psi (5.2 bar)  
 Maximum: 100 psi (6.9 bar)

Air Volume 1.5"–6" Valves:

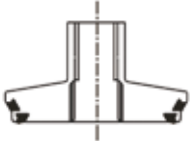
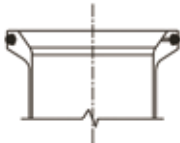
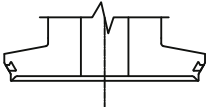


.07 ft<sup>3</sup> (.002 m<sup>3</sup>) Open Valve  
 .08 ft<sup>3</sup> (.002 m<sup>3</sup>) Lower Seat Lift  
 .005 ft<sup>3</sup> (.0001 m<sup>3</sup>) Upper Seat Lift

## Pressure Ratings

Operating pressure: 1 1/2" - 3" sizes = 150 psig (10.3 bar)  
 4" & 6" sizes = 90 psig (6.2 bar)  
 Holding pressure: All sizes = 150 psig (10.3 bar)



# Seat Option & Accessories

Seat Type		Material / Maximum Temperature	
<b>W75RS</b>			
	Tri-Ring - Upper (TR)	EPDM	Oper. 280°F (137°C) Steril. 275°F (135°C)
		OR	
	Radial - Lower	FKM (Fluoroelastomer)	Oper. 350°F (176°C) Steril. - Consult Factory
<b>W75CP</b>			
	Tri-Ring - Upper (TR)	EPDM	Oper. 280°F (137°C) Steril. 275°F (135°C)
		OR	
	Blocker		
	Radial - Lower	FKM (Fluoroelastomer)	Oper. 350°F (176°C) Steril. - Consult Factory

*For higher temperature applications than those listed, please consult the factory.*

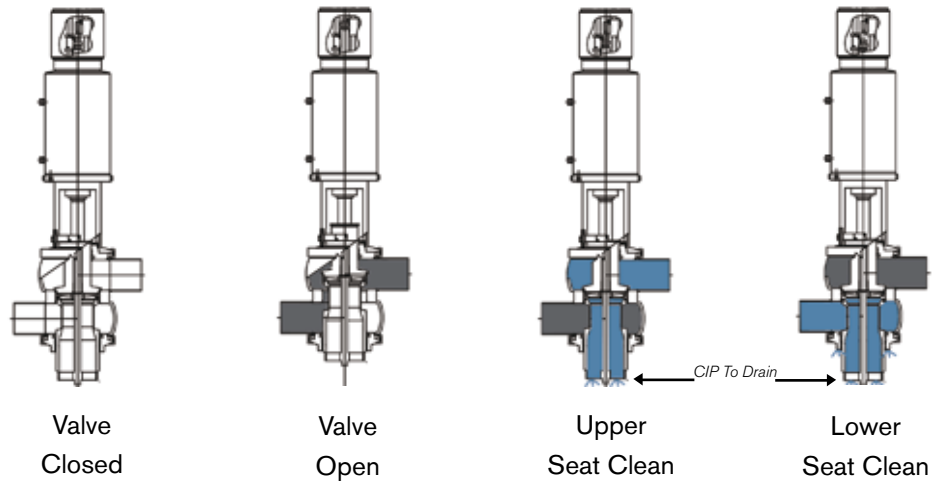
# Description of Operation

## W75CP for Continuous Operation

W75CP for safe separation of product from CIP plus single seat-lift separation compliance. Fully independent operation and cleaning of either the upper or lower housing is achieved due to:

- PMO Section 15p(B) compliance for single seat lift separation while product is in the opposite housing
- PMO Section 12p compliance for ability to clean all product contact surfaces

Mix proof valves provide safe separation of dissimilar products within the same valve body. For Example: Product vs CIP



*During Upper Seat Lift, cleaning solution exits from vent in lower stem*

*During Lower Seat Lift, cleaning solution exists from both vent in lower stem and along outside of lower stem*

# Description of Operation

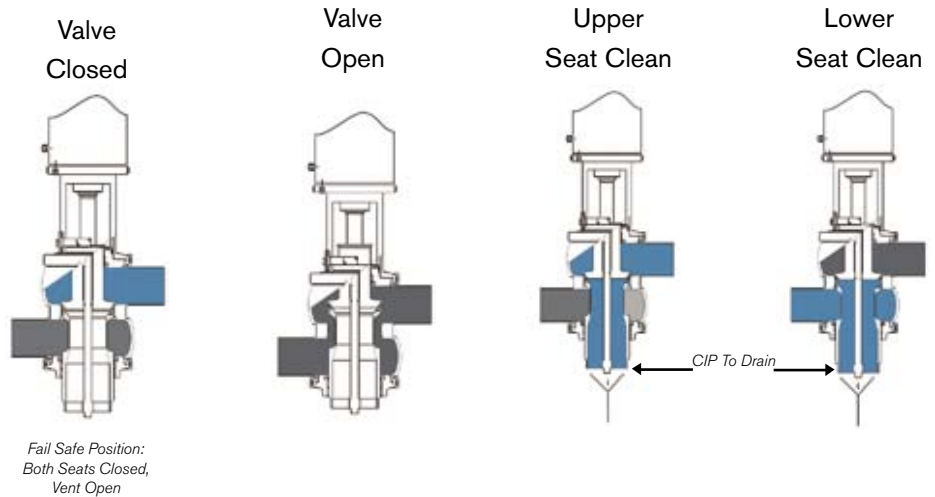
## W75 RS

W75RS for safe separation of product from CIP

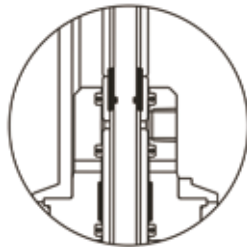
- Not to be used for single seat-lift separation compliant process designs
- Used in processes designed for end-of-run cleaning where seat-lifting is not conducted with milk in the piping

Mix proof valves provide safe separation of dissimilar products within the same valve body. For Example: Product vs CIP

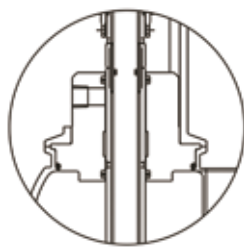
 CIP  
 Product



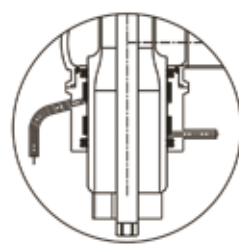
## Adapter Options: W75RS



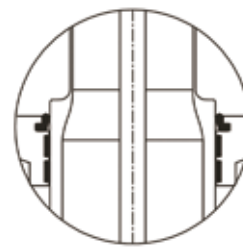
External Liquid Flush



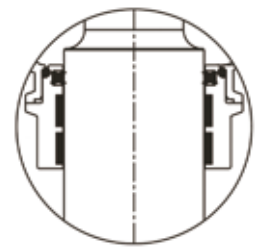
External Steam Barrier  
 (upper stem)



External Flush  
 (lower stem)



Wiping Stem Seal  
 (lower stem)

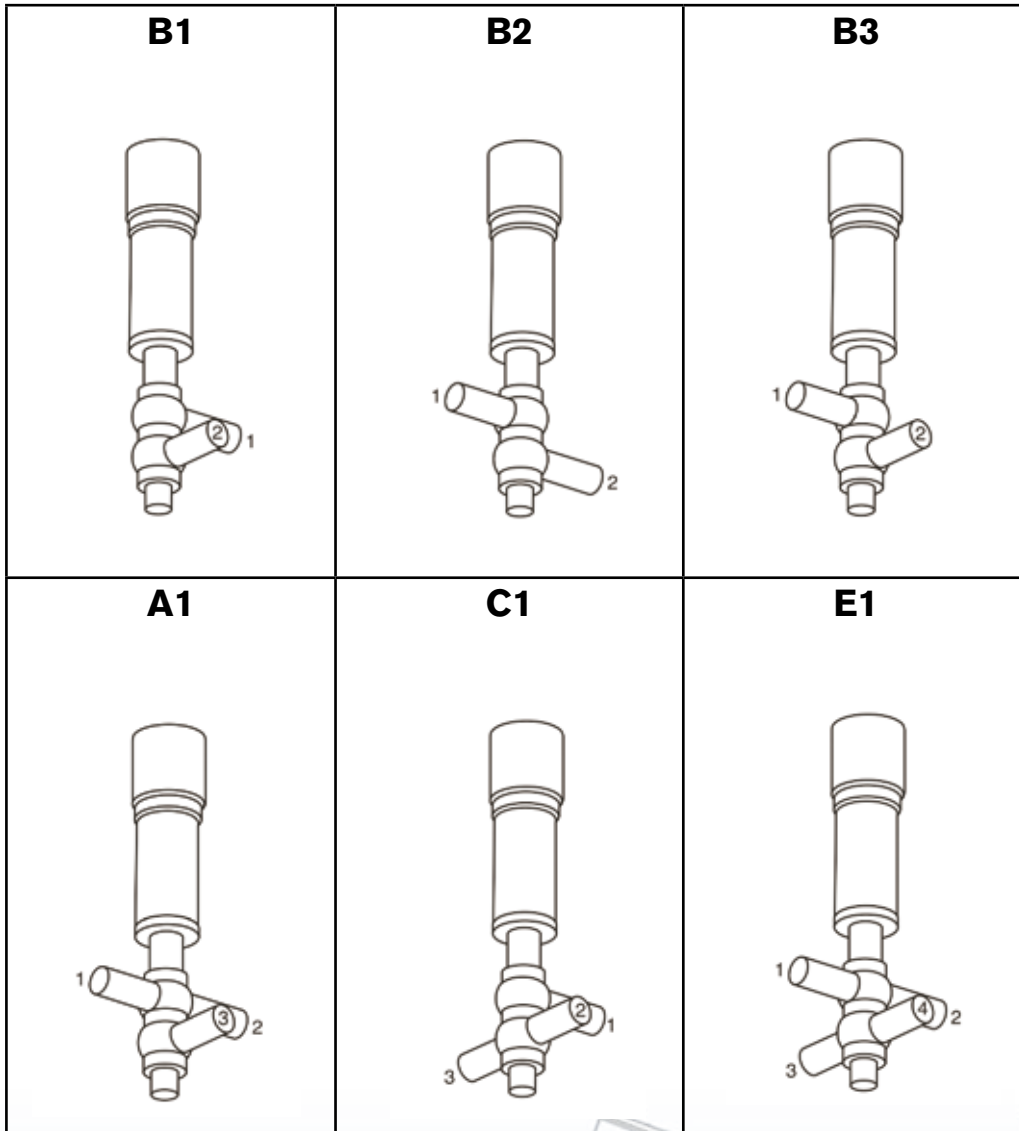


O-Ring Stem Seal  
 (lower stem)

# Body Configurations

## W75RS and W75CP PMO

### One Piece Bodies



# Control Tops

## Features

- Transparent Control Top keeps all electrical components visible.
- Maintainable! Designed with the user in mind, making assembly and troubleshooting worry free and easy!
- WCB uses the industry's most widely recognized electrical components, so access to off-the-shelf replacement parts is easy, ensuring quick delivery and less down time!
- NEMA 4x (Ip66)
- Removal without disassembly

## Connector Options

- S/O Cord Grip for hard wire (STD)
- Quick Disconnect Pin Connectors

## Interface Options

- AS-i Field® Bus Card
- DeviceNet® Field Bus Network Card

## Position Indication

- 3 Proximity Switches to Comply with PMO requirements. (2) in control Top, (1) mounted on yoke

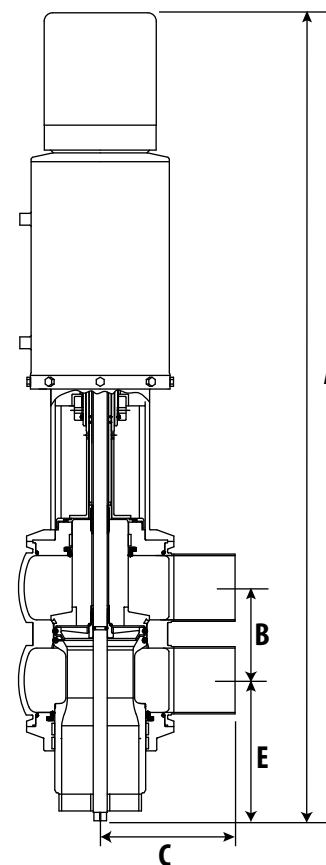
## Solenoid Valves

- 24V DC or 110V AC
- Up to (3) available in control top

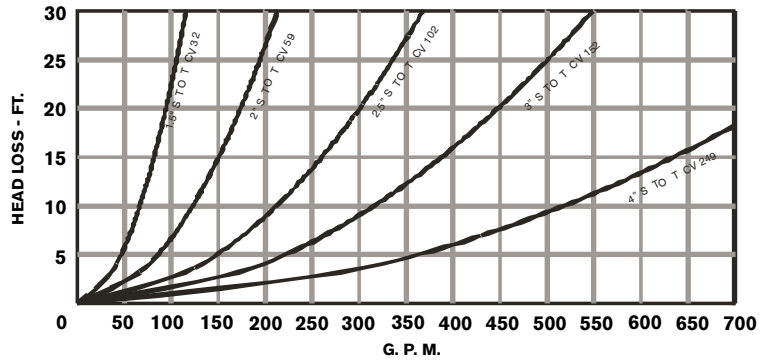
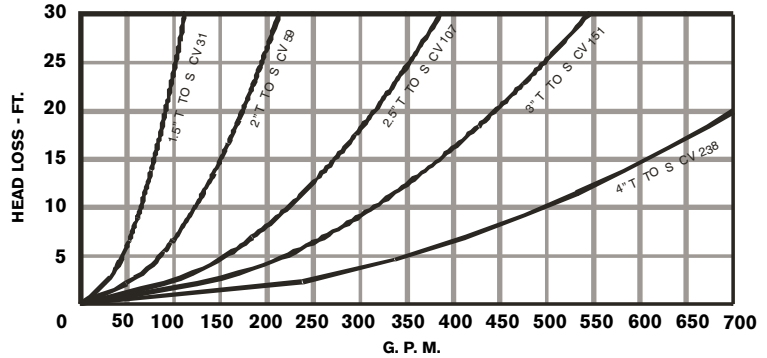
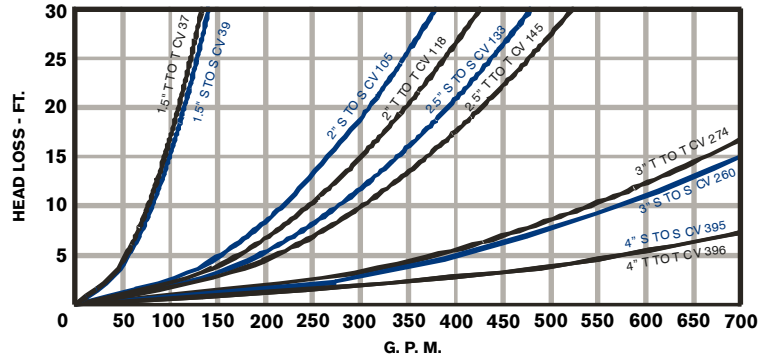
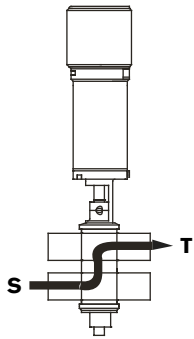
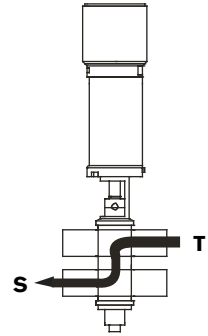
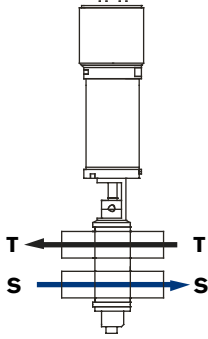


Valve Size Inch (mm)	A*	B	C	E*
1.5 (38)	30.8 (782)	2.62 (67)	4.0 (102)	4.87 (124)
2.0 (51)	33.0 (838)	3.13 (80)	4.0 (102)	5.52 (140)
2.5 (64)	34.3 (871)	3.63 (92)	6.0 (152)	6.07 (154)
3.0 (76)	36.2 (919)	4.13 (105)	6.0 (152)	6.27 (159)
4.0 (102)	38.4 (975)	5.11 (130)	6.0 (152)	6.92 (176)
6.0 (152)	47.5 (1207)	7.11 (181)	8.0 (203)	8.67 (220)

\*A & E dimensions shown w/out optional lower stem flush



# Pressure Loss Curves- W75CP and W75RS PMO Series CV



PROCESS EQUIPMENT

SPX Process Equipment  
 611 Sugar Creek Road  
 Delavan, WI 53115  
 Phone: (800)252-5200 or (262)728-1900 Fax: (800)252-5012 or (262)728-4904  
 E-mail: wcb@spx.com

Packaging - Processing  
**Bid on Equipment**  
 1-847-683-7720  
[www.bid-on-equipment.com](http://www.bid-on-equipment.com)

For more information about our worldwide locations, approvals, certifications, and local representatives, please visit [www.spxpe.com](http://www.spxpe.com).

SPX Corporation reserves the right to incorporate our latest design and material changes without notice or obligation. Design features, materials of construction and dimensional data, as described in this bulletin, are provided for your information only and should not be relied upon unless confirmed in writing. Certified drawings are available upon request.