



W72 RS Double Seat Mix Proof Valves

Application

The W72 RS Series Mix Proof Valve features a lower radial seal for minimal spillage of products when opening or closing. This valve is used to provide safe separation of dissimilar products within the same valve body.

Materials

Product Wetted: ASTM 316L (UNS-S31603); (DIN-1.4404)
 Non-Product: ASTM 304 (UNS-S30400); (DIN-1.4301)
 Seat: Tri-Ring Compression Seal Upper Stem, Radial Seal Lower Stem
 Elastomers: EPDM or FKM (Fluoroelastomer)
 Finish: ≤ 32 Ra (≤ 0.8 μ m) *Other finishes available upon request.*

Pressure Ratings:

Operating Pressure: 1½"-3" O.D. Tube = 150 psig (10.3 bar)
 4" O.D. Tube = 90 psig (6.2 bar)
 4" Sch. 5 = 150 psig (10.3 bar)
 6" O.D. Tube = 90 psig (6.2 bar)
 6" Sch. 5 = 150 psig (10.3 bar)
 Holding Pressure: 150 psig (10.3 bar)

Actuator:

Non Seat Lifting (NSL)

Air Requirements

Min. Supply Pressure: 75 psi (5.2 bar)
 Air Volume 1.5"-2" Valves:
 .014 ft³ (.0004 m³) Open Valve
 Air Volume 2.5"-4" Valves:
 .039 ft³ (.0011 m³) Open Valve
 6" O.D. Tube - .055 ft³ (.0016 M3)
 6" Sched-5 - .055 ft³ (.0016 M3)

Independent Seat Lifting (SL)

Air Requirements

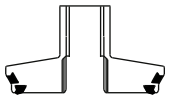
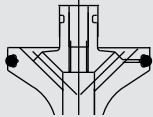
Min. Supply Pressure: 75 psi (5.2 bar)
 Maximum: 100 psi (6.9 bar)
 Air Volume 1.5" and 2" Valves:
 .03 ft³ (.0008 m³) Open Valve
 .006 ft³ (.0002 m³) Lower Seat Lift
 .004 ft³ (.0001 m³) Upper Seat Lift
 Air Volume 2.5"-4" Valves:
 .07 ft³ (.002 m³) Open Valve
 .08 ft³ (.002 m³) Lower Seat Lift
 .005 ft³ (.0001 m³) Upper Seat Lift

Air Volume 6" Valves:
 .055 ft³ (.0015 m³) Open Valve
 .162 ft³ (.0046 m³) Lower Seat Lift
 .011 ft³ (.0003 m³) Upper Seat Lift

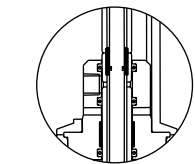


Lower Radial Seal

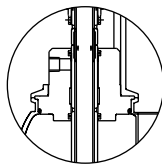
Seat Option & Accessories

Seat Type	Material	Maximum Temperature
 <p>Tri-Ring - Compression Seal (TR) Upper Stem</p>	EPDM or FKM (Fluoroelastomer)	Oper. 280°F (137°C) EPDM Steril. 275°F (135°C) EPDM Oper. 350°F (176°C) FKM Steril. FKM - Consult Factory
 <p>Radial - Seal Lower Stem</p>		

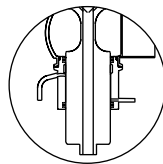
For higher temperature applications than those listed, please consult the factory.



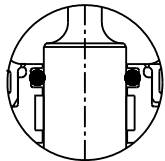
External Liquid Flush



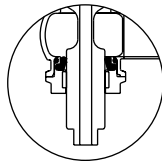
External Steam Barrier - Upper Stem



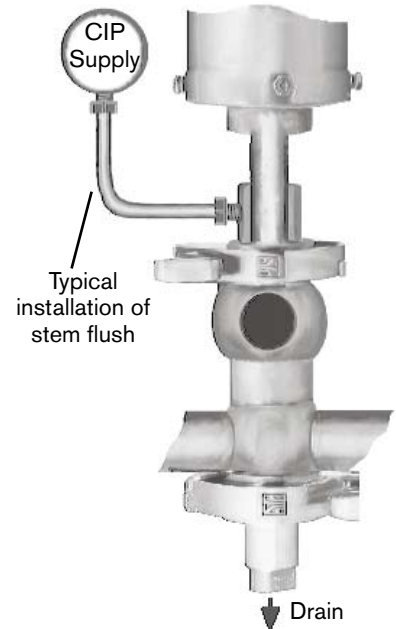
External Flush - Lower Stem



O-Ring Stem Seal



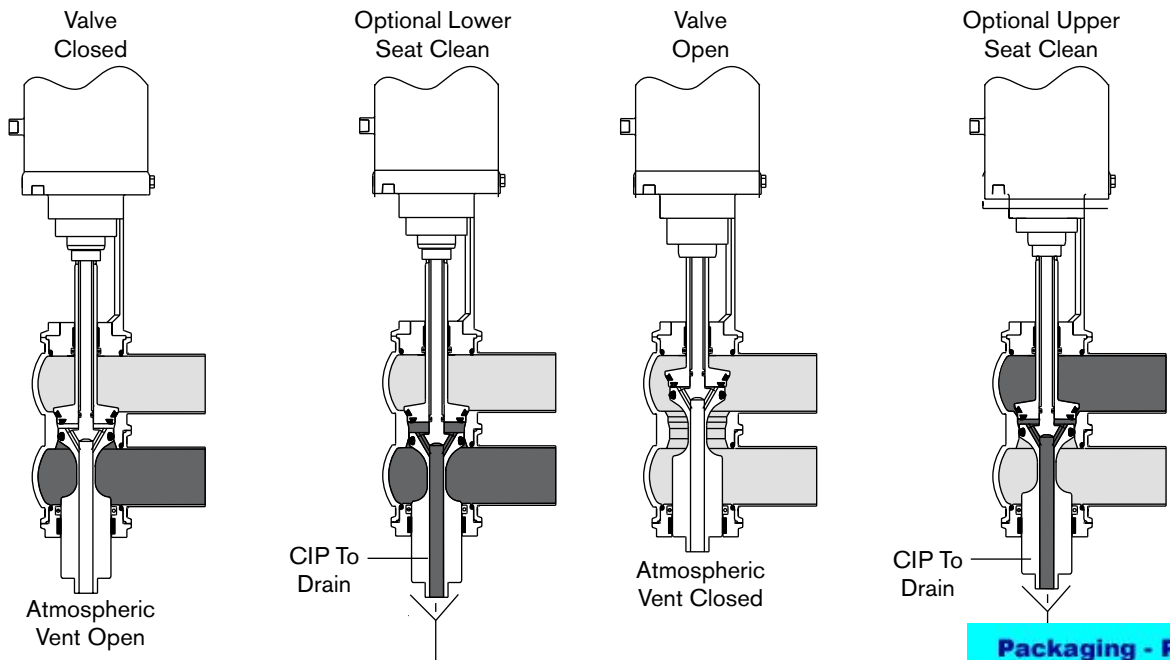
Wiping Stem Seal (Lower Stem Shown)



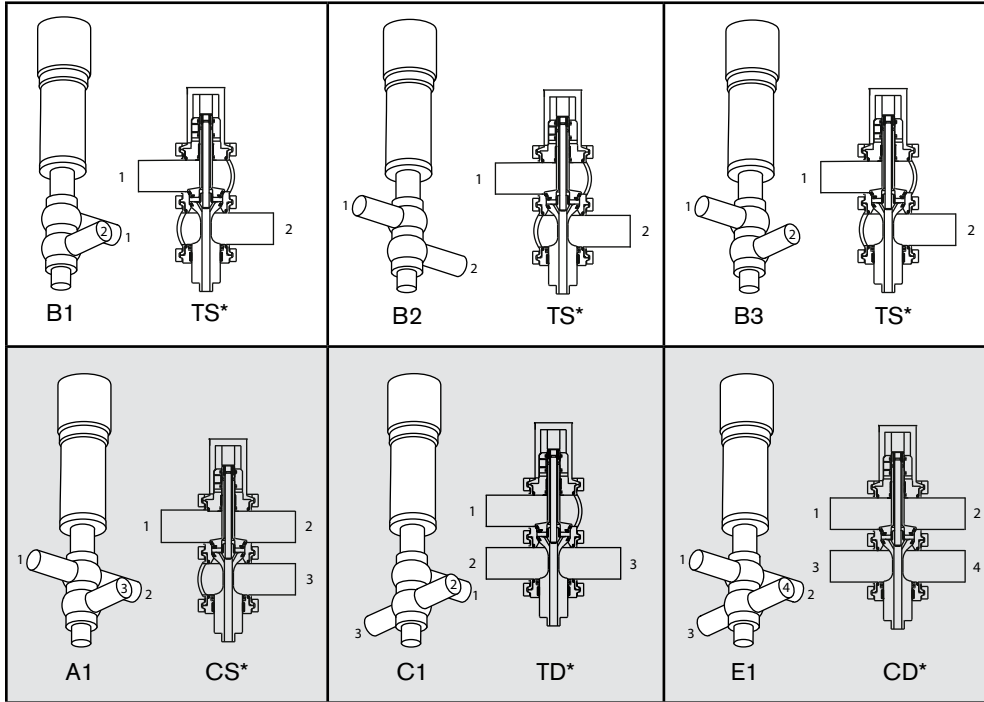
Theory of Operation

Mixproof valves provide safe separation of dissimilar products within the same valve body.

For Example: Product vs. CIP

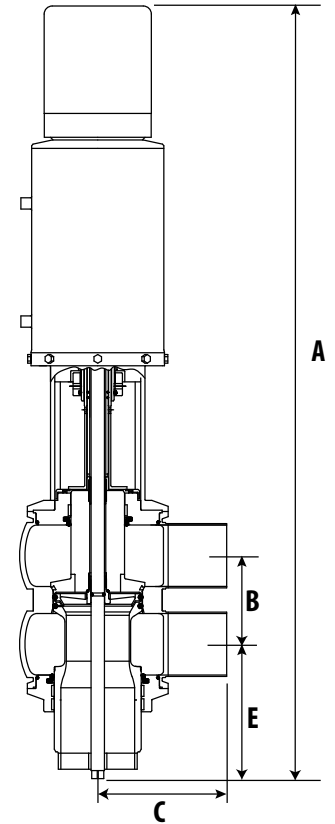


Body Configurations W72 RS



*Two Piece Clamped Bodies allow ports to be rotated in any direction.

Valve Dimensions



Control Tops

Features

- Transparent Control Top keeps all electrical components visible.
- Maintainable! Designed with the user in mind, making assembly and troubleshooting worry free and easy!
- WCB uses the industry's most widely recognized electrical components, so access to off the shelf replacement parts is easy, ensuring quick delivery and less down time!
- NEMA 4x (Ip66)

Connector Options

- S/O Cord Grip for hard wire (STD)
- Quick Disconnect Pin Connectors

Interface Options

- ASi Field Bus Card
- Device Net Field Bus Network Card

Position Indication

- Inductive Proximity Switches 20-140V AC/DC, 2-Wire (STD)
- Microswitches 24VDC, 110VAC
- Intrinsically safe options 5-24VDC
- Set and forget linear switch

Solenoid Valves

- 24V DC or 110V AC

Manifolding and Welded Assemblies Available

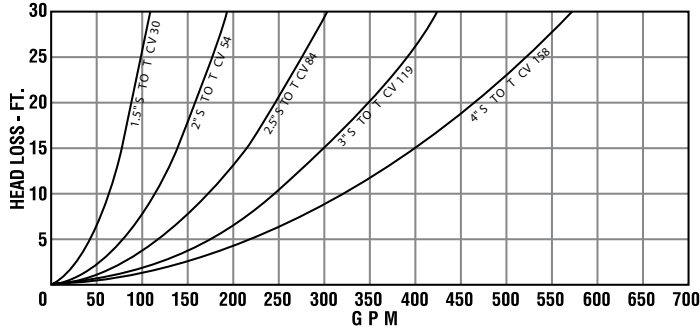
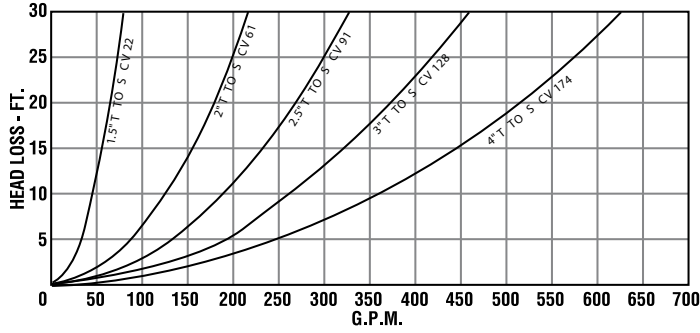
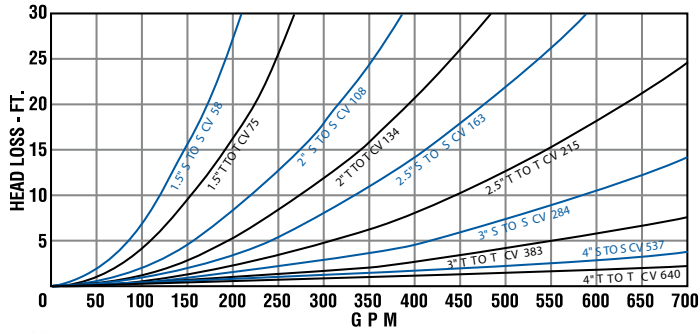
- Contact Factory for Details

Valve Size Inch (mm)	A*	B	C	E*
1.5 (38)	29.0 (737)	4.13 (105)	4.0 (102)	3.5 (89)
2.0 (51)	30.5 (775)	4.13 (105)	4.0 (102)	3.9 (99)
2.5 (64)	32.0 (813)	4.13 (105)	4.0 (102)	4.6 (117)
3.0 (76)	33.0 (838)	4.13 (105)	4.0 (102)	4.9 (124)

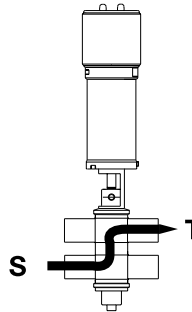
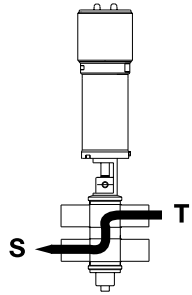
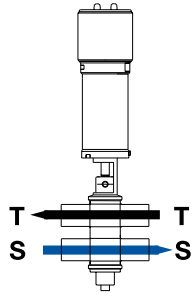
* A & E dimensions shown w/out optional lower stem flush



Pressure Loss Curves - W72 RS Series CV



NOTE: For 6.0 OD and Schedule 5 sizes, please consult factory.



PROCESS EQUIPMENT

SPX Process Equipment

611 Sugar Creek Road

Delavan, WI 53115

Phone: (262)728-1900 or (800)252-5200 Fax: (262)728-4904 or (800)252-5012

E-mail: wcb@spx.com

For more information about our worldwide locations, approvals, certifications, and local representatives, please visit www.spxpe.com.

SPX Corporation reserves the right to incorporate our latest design and material changes without notice or obligation.

Design features, materials of construction and dimensional data, as described in this bulletin, are provided for your information only and should not be relied upon unless confirmed in writing.

Issued: 02/2009 DS-1221

Copyright © 2007, 2009 SPX Corporation