

CombiPrime 'V'

Vertical self-priming centrifugal pump



System characteristics

The CombiPrime 'V' is part of the CombiSystem, a family of different pump types having a high interchangeability in parts.

The most important characteristic of the CombiPrime 'V' is the built-in vacuum pump. This makes it possible to handle fluids mixed with air (gas) or exclusively air during the suction period. The integrated vacuum pump operates on the liquid ring principle.

Applications

The CombiPrime 'V' is suitable for handling low viscosity, clean liquids, for self-priming duties.

Pump specifics

- Large air displacement capacity, shortening suction times
- No need for compressed air
- The built-in vacuum pump will drive out any dissolved air (gas) during normal operation
- The simple, compact, modular and vertical design is eminently suited for confined areas (on board ships)
- Many installation options: with supports on the floor, in the floor (on ship decks for example) and partition or centre of gravity support
- Design with a spacer-coupling Top-Pull-Out, resulting in a simple mounting and disassembly
- Eight different angles between the discharge and suction nozzles horizontal plane
- High interchangeability in spare parts between different sizes thus limiting spare parts stock levels

Technical data

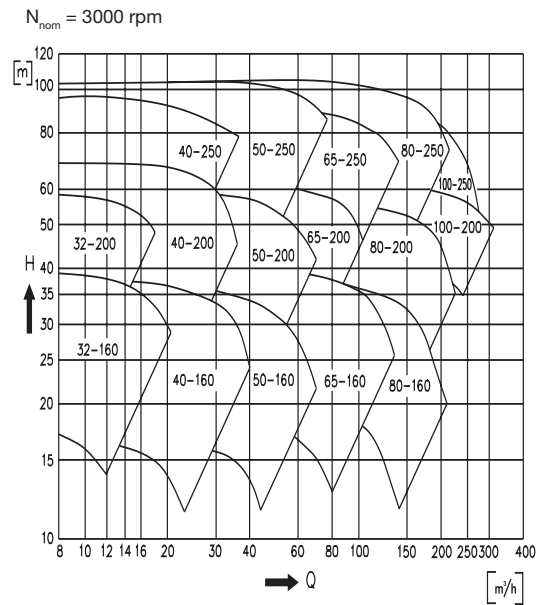
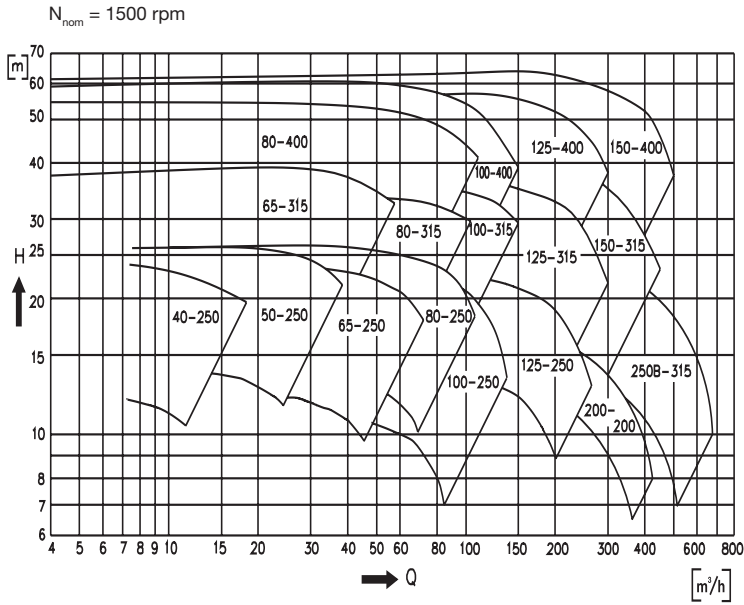
Maximum capacity:	800 m ³ /h
Maximum delivery head:	100 m
Maximum liquid temperature:	80°C
Maximum operating pressure:	10 bar (1000 kPa)
Maximum speed:	3600 rpm

Materials

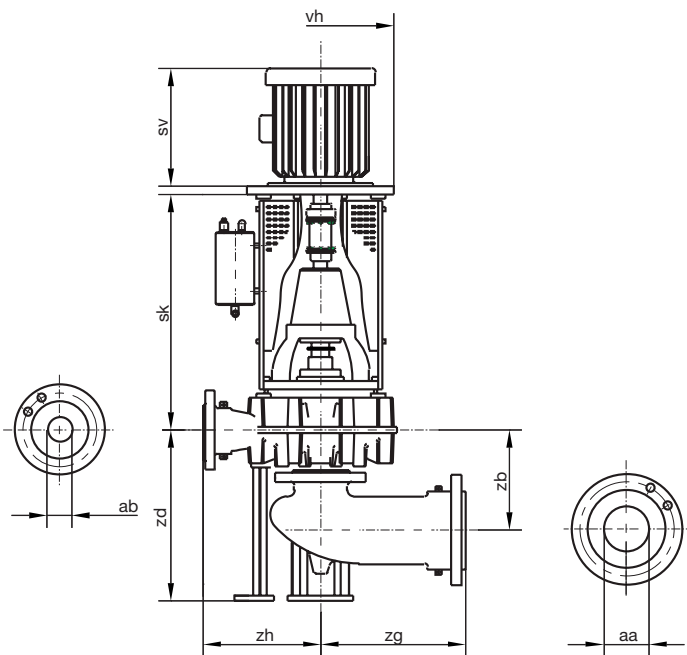
Pump casing	Cast iron	Bronze		
Impeller	Cast iron	Bronze	Alu-bronze	Stainless steel
Pump shaft	Chromium steel	Stainless steel		
Shaft sleeve	Stainless steel			
Pump cover	Cast iron	Bronze		
Suction bend	Cast iron	Hot-dip galvanised cast iron	Bronze	
Vacuum pump parts	Cast iron	Bronze		
Air wheel	Bronze			

Other materials on request

Performance data



Dimensions



Combi Prime "V"	aa	ab	zb	zd	zg	sk	zh
32-160	65	32	165	330	220	495-515	250
32-200	80	32	173	350	220	495-520-550	280
40-160	80	40	173	330	220	495-515	250
40-200	80	40	188	350	220	495-520-550	280
40-250	100	40	198	370	250	610-625-660	315
50-160	80	50	188	345	220	500-525-545	250
50-200	100	50	198	350	250	495-520-550	280
50-250	100	50	198	370	240	610-625-660	315
65-160	125	65	240	375	240	525-545	250
65-200	125	65	220	375	240	525-550	280
65-250	125	65	240	370	240	650-670-700	315
65-315	125	65	240	455	240	710-720-750	315
80-160	150	80	231	390	350	565-590	250
80-200	150	80	251	400	350	670-700-730	280
80-250	150	80	141	400	350	650-670-700-730	315
80-315	150	80	251	455	350	710-720-750	315
80-400	150	80	251	425	350	730-760	405
100-200	150	100	251	415	350	700-730	280
100-250	150	100	251	420	350	650-665-700-730	315
100-315	150	100	251	475	350	730-760-790	315
100-400	150	100	251	425	350	730-760-790	375
125-250	150	125	265	440	280	665-700	355
125-315	150	125	275	495	280	730-760-790	355
125-400	150	125	275	425	280	730-760-790	400
150-315	200	150	340	520	350	760-790	400
150-400	200	150	340	470	350	760-790	450
200-200	150	200	335	485	280	695	400
250B-315	200	250	335	550	350	760-790	500

sv: depending on motor-frame size. vh: depending on motor-frame size



Johnson Pump B.V.

