



Complete Solutions for Liquid Filtration

Rotor Blade Self Cleaning Filter Model S4

The Rotor Blade self cleaning filter allows cleaning of the filter screen without operator contact and without disruption to the liquid flow using a unique 'screw down' mechanism that drives debris toward the sump of the filter. It is suitable for all liquids particularly those of high viscosity such as chocolate or generally those of high value, as liquid losses from the system are minimal.

Main Features

- Continuous Filtration - No interruption to flow during cleaning process
- Fully automated or manual operation.
- Filtration level down to 25 micron
- Stainless steel 316 construction.
- Simple maintenance. No uncoupling of motor or dump valve to gain access to the screen.
- Unique screw down cleaning action driving debris toward the sump of the filter.
- No build up of debris within the filter mechanism.
- Perforated or slotted screen with stainless steel or plastic blades.
- Minimal losses from system. Maximum pressure 13.8 barg at 50 deg°C.
- Maximum temperature 260°C dependant on seal material.


Applications

- Adhesives
- Chemicals
- Chocolate
- Inks
- Lacquers
- Paints, stains and varnishes

Please note

1 Working pressure is stated at 50°C. To verify suitability of this equipment above this temperature or below 0°C, please contact our Technical Sales Team.

2 Whilst alternative seal materials e.g. EP, PTFE are available and can be used to offer a wide range of chemical compatibility and working temperatures up to 260°C, it is recommended that such applications are again discussed with our Technical Sales Team.



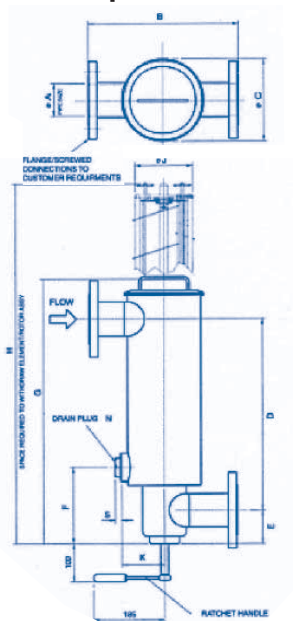
Screwed Filters (sizes in mm)

Model	A Pipe Size	B	C	D	E	F	G	H	J	K	L	M	N	P	R	S
													BSP or NPT			
150S 200S	40(1 1/2") 50(2")	260	178	400	75	155	570	855	130	100	270	240	1"	3/4"	87.5	12
250S 300S	65(2 1/2") 80(3")	320	208	502	88	200	700	1135	160	118.5	330	240	2"	1 1/2"	160	15

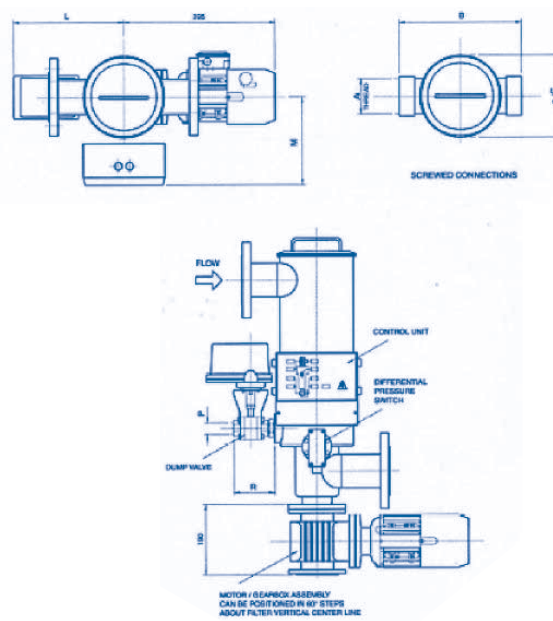
Flanged Filters (sizes in mm)

Model	A Pipe Size	B	C	D	E	F	G	H	J	K	L	M	N	P	R	S
													BSP or NPT			
150F 200F	40(1 1/2") 50(2")	300	178	400	75	155	570	855	130	100	270	240	1"	3/4"	87.5	12
250F 300F	65(2 1/2") 80(3")	340	208	502	88	200	700	1135	160	118.5	330	290	2"	1 1/2"	160	15
400F	Model 400 unit comprises of two times 300 units manifolded together. Please contact our Technical Sales Team for further information on this product.															

Hand-operated Unit



Automatic Unit



SPX[®]
FLOW CONTROL

SPX Flow Control
Hambridge Road
Newbury, Berkshire, RG14 5TR
Phone: +44 (0) 1635 263915 Fax: +44 (0) 1635 36006
E-mail: airpel@spx.com

For more information about our worldwide locations, approvals, certifications, and local representatives, please visit www.spxpe.com.

SPX reserves the right to incorporate our latest design and material changes without notice or obligation. Design features, materials of construction and dimensional data, as described in this bulletin, are provided for your information only and should not be relied upon unless confirmed in writing. Certified drawings are available upon request.

Packaging - Processing
Bid on Equipment
1-847-683-7720
www.bid-on-equipment.com