

SATO Series OEM Print Engines

The "Standard" for all automatic print & apply labeling.

Industry Leader

Since 1984 SATO has been designing and supplying thermal direct and thermal transfer printers for on-line labeling, and has set the standard world wide. The reasons are clear – SATO OEM print engines operate reliably and successfully wherever they are installed.

Designed for Print/Apply Systems


SATO OEM print engines are designed specifically for integration into automatic print/apply systems. The components of these high-duty cycle engines are selected for reliable performance over extended periods of time.

Fast, Accurate and Cost-Effective

SATO's series of OEM print engines utilize field proven mechanisms with performance that sets them apart from the competition. The main PCB's were designed with speed in mind. These engines utilize the latest in 32-bit processor technology and a Real Time Operating System allowing for blazing throughput speeds and virtually instantaneous "time to first label out".

Built to the Highest Quality

SATO OEM print engines are built to the highest ISO9000 standards, using the best materials. They have been designed and built to standards that ensure minimal maintenance and almost continuous operation. Designed so that the changing of ribbons and labels can be done quickly and easily!



Option Name/ Printer Model	LI408	S8408	S8412	S8424	M8459Se	M8485Se	M8490Se	M8460Se	M8465Se
RS232 Serial	S*	S*	S*	S*	S*	S*	S*	S*	S*
IEEE1284 Parallel	S*	S*	S*	S*	S*	S*	S*	S*	S*
USB	S*	S*	S*	S*	S*	S*	S*	S*	S*
10/100 Ethernet	S*	S*	S*	S*	S*	S*	S*	S*	S*
802.11b/g Wireless	●	●	●	●	●	●	●	●	●
RS422/485	●	●	●	●	●	●	●	●	●
CN14 Appl. Int. Port	S	S	S	S	S	S	S	S	S
DB25 Appl. Int. Port	●	●	●	●	●	●	●	●	●
Mem. Card (Flash) 4MB	●	●	●	●	●	●	●	●	●
Mem. Card (SRAM) 1MB/256KB	●	●	●	●	●	●	●	●	●
Mem. Card (Compact Flash)	●	●	●	●	●	●	●	●	●
Ribbon Cassette	●	●	●	●	●	●	●	●	●
Ribbon Saver	●	●	●	●	●	●	●	●	●
RFID (UHF)	●	●	●	●	●	●	●	●	●

S - Standard ● - Optional S* - Standard choices are Serial, Parallel, USB or Ethernet



Corporate Profile

SATO is a pioneer in the Automatic Identification and Data Collection (AIDC) industry and the inventor of the world's first electronic thermal transfer barcode printer. SATO revolutionized the barcoding industry by introducing the Data Collection System (DCS) & Labeling concept – a total barcode and labeling solution providing high quality barcode printers, scanners/hand-held terminals, label design software and consumables.

SATO is one of the first in the industry to introduce a complete, multi-protocol EPC-compliant, UHF RFID solution.

Today, SATO continues its tradition of designing and manufacturing high quality industrial printers that deliver reliable performance with each print job.



SATO America, Inc.

10350-A Nations Ford Road, Charlotte, NC 28273
 Phone: (704) 644-1650 Fax: (704) 644-1662
 E-mail: satorsales@satoamerica.com

© 2009 SATO America, Inc. All rights reserved.
 Specifications subject to change without notice. Rev. 05/09



Packaging - Processing
Bid on Equipment
 1-847-683-7720
www.bid-on-equipment.com



SATO OEM Print Engines



Lt408 - Entry-Level OEM Print Engines

The Lt408, when integrated with an applicator system, provides low-throughput, light-duty applications with an automated, yet affordable, print & apply labeling solution to replace labor intensive hand labeling or expensive pre-printed carton inventory.



Lt408 Entry-Level	Printing Method	Direct Thermal/Thermal Transfer
	Print Resolution	203 dpi (8 dpmm)
	Print Speed	2 to 6 ips (50 to 150mm/s)
	Max. Print Area	4.09" W x 49.2" L (104 mm x 1249 mm)
	Media Size	Max. 4.52" (115mm) W Min. 1.125" (28.6mm) W x 0.6" (15mm) L
	Ribbon Size	Max. 4.37" (111 mm) W x 1.476" (450m) L Min. 0.98" (25mm) W, Coated side in or out
	Power Requirements	100 - 240 VAC (+/- 10%); 50/60 Hz; Auto-Switching
Operating Environment	41° to 104°F (5° to 40°C); 15% - 85% RH, non-condensing	

M84xxSe OEM Print Engines

The M84xxSe print engine's field proven reliability and unmatched performance continues to set the standard by which all thermal print engines are judged. Available in a number of configurations, the M84xxSe print engines are ready for nearly any print & apply application.



M8459Se Direct Thermal	Printing Method	Direct Thermal
	Print Resolution	203 dpi (8 dots/mm)
	Print Speed	Up to 5 ips (125mm/s)
	Max. Print Area	4.4" (112mm) W x 49.2" (1249mm) L
	Media Size	Max. 5.27" (134mm) W Min. 1" (25mm) W x 0.24" (6mm) L
	Power Requirements	115V/220V (± 10%), 50/60 Hz (± 1%) Auto-switching
	Operating Environment	41° to 104°F (5° to 40°C) 15-85% RH, non-condensing
RFID Supported (optional)	UHF (EPC)	

M8460Se Wide Web	Printing Method	Thermal Transfer/Direct Thermal
	Print Resolution	203 dpi (8 dots/mm)
	Print Speed	Up to 8 ips (250mm/s)
	Max. Print Area	6" (152mm) W x 49.2" (1249mm) L
	Media Size	Max. 6.5" (165mm) W Min. 2" (53mm) W x 0.24" (6mm) L ⁽¹⁾
	Ribbon Size	6.5" (165mm) W x 1968' (600m) L Min. 2.1" (53mm) W, Coated Side In
	Power Requirements	115V/220V (± 10%), 50/60 Hz (± 1%) Auto-switching
Operating Environment	41° to 104°F (5° to 40°C) 15-85% RH, non-condensing	
RFID Supported (optional)	UHF (EPC)	

M8465Se Wide Web/High Resolution	Printing Method	Thermal Transfer/Direct Thermal
	Print Resolution	305 dpi (12 dots/mm)
	Print Speed	Up to 8 ips (250mm/s)
	Max. Print Area	6" (152mm) W x 32.8" (833mm) L
	Media Size	Max. 6.5" (165mm) W Min. 2" (53mm) W x 0.6" (15mm) L ⁽¹⁾
	Ribbon Size	6.5" (165mm) W x 1968' (600m) L Min. 2.1" (53mm) W, Coated Side In
	Power Requirements	115V/220V (± 10%), 50/60 Hz (± 1%) Auto-switching
Operating Environment	41° to 104°F (5° to 40°C) 15-85% RH, non-condensing	
RFID Supported (optional)	UHF (EPC)	


M8485Se High Speed	Printing Method	Thermal Transfer/Direct Thermal
	Print Resolution	203 dpi (8 dots/mm)
	Print Speed	Up to 12 ips (300mm/s)
	Max. Print Area	5" (128mm) W x 49.2" (1249mm) L
	Media Size	Max. 5.27" (134mm) W Min. 1" (25mm) W x 0.24" (6mm) L ⁽¹⁾
	Ribbon Size	5.25" (133mm) W x 1968' (600m) L Min. 1.6" (39.5mm) W, Coated Side In
	Power Requirements	115V/220V (± 10%), 50/60 Hz (± 1%) Auto-switching
Operating Environment	41° to 104°F (5° to 40°C) 15-85% RH, non-condensing	
RFID Supported (optional)	UHF (EPC)	

M8490Se High Resolution	Printing Method	Thermal Transfer/Direct Thermal
	Print Resolution	305 dpi (12 dots/mm)
	Print Speed	Up to 8 ips (250mm/s)
	Max. Print Area	4.4" (112mm) W x 32.8" (833mm) L
	Media Size	Max. 5.27" (134mm) W Min. 1" (25mm) W x 0.24" (6mm) L ⁽¹⁾
	Ribbon Size	5.25" (133mm) W x 1968' (600m) L Min. 1.6" (39.5mm) W, Coated Side In
	Power Requirements	115V/220V (± 10%), 50/60 Hz (± 1%) Auto-switching
Operating Environment	41° to 104°F (5° to 40°C) 15-85% RH, non-condensing	
RFID Supported (optional)	UHF (EPC)	

⁽¹⁾Minimum label length at print speeds greater than 6 ips is 1 inch.

S84 OEM Print Engines

This new 4" wide family of print engines offers print speeds up to 16 ips and print resolution up to 609 dpi. The S84 Series represents the next generation of leading edge print & apply print engines from the world's OEM print engine leader.




Ribbon Cassette Model



Direct Ribbon Model


S84 Series	Printing Method	Thermal Transfer/Direct Thermal
	Print Resolution	203/305/609 dpi (8/12/24dpmm)
	Print Speed	S8408 (203 dpi) - 4-16 ips S8412 (305 dpi) - 4-14 ips S8424 (609 dpi) - 2-6 ips Selectable in 0.5 ips increments (all models)
	Max. Print Width	4.09" (104 mm)
	Max. Print Length	203 dpi - 98.4" (2500 mm) 305 dpi - 59.0" (1500 mm) 609 dpi - 15.7" (400 mm)
	Media Size	Max. 5.15" (131 mm) W to Max. Print Length Min. 0.5" (13 mm) W x 0.6" (15 mm) L
	Ribbon Size	Max. 5" (127 mm) W x 3,280' (1,000 m) L Min. 0.98" (25mm) W, Coated Side In or Out
	Power Requirements	100 - 240 VAC (+/- 10%); 50/60 Hz; Auto-Switching
	Operating Environment	41° to 104°F (5° to 40°C); 15% - 85% RH, non-condensing
	RFID Supported (optional)	UHF (EPC)



Options & Accessories



Memory Expansion
Take advantage of extended memory capability to meet the needs of any application. (Not available on all models.)



Plug-In Interfaces
can be easily changed in the field. Plug-In Interface Modules are available for

- RS232 Serial
- IEEE1284 Parallel
- Ethernet
- 802.11b/g Wireless
- USB
- RS422/485 Serial



Opposite Hand Models
OEM Print Engines are available as standard hand or opposite hand printer to maximize installation flexibility



LABELS AND RIBBONS
SATO Supplies are produced with the highest quality materials to ensure optimum print performance and long life for the print head.

Software

LABEL GALLERY 3 - Label Design Software

Label Gallery 3 is a unique label design and production suite of software based on an easy-to-use and intuitive user interface designed specifically for SATO Printers. Label Gallery 3 offers a multi-lingual user interface and complete barcode printing solutions for desktop and enterprise users.

Easy Version - Entry-Level

- Entry-level labeling software
- Linear and Standard 2D barcodes
- Wizard-based basic barcode labeling
- Advanced & compliance label design
- RFID support (HF & UHF/EPC)
- Complete database support
- API programming interface (ActiveX, .NET)
- Downloading to memory
- VB scripting
- System management (user login, reprint support)
- Print only version

True Pro Version - Advanced and Customizable

- All features of Plus Version
- RFID support (HF & UHF/EPC)
- Middleware integration module
- Creating standalone label applications
- Mobile wireless printing (WinCE support)
- Network version
- Label format export (SAP R/3 ITF, XML)
- Programming integration option

