



Serving Lines, Fiberglass Refrigerated Cold Pan models SCA

model RANFG SCA-2 RANFG SCA-3 RANFG SCA-4 RANFG SCA-5 RANFG SCA-6
 RANFG SCA-4S RANFG SCA-5S RANFG SCA-6S

Description:

Randell's RANFG SCA Series Self-Contained Mechanically cooled Cold Pan Units designed for virtually any cold food serving application, the RANFG SCA series is enclosed in a brilliant one-piece fiberglass body and 16 gauge stainless steel top.

Specifications:

CABINET CONSTRUCTION: One-piece molded fiberglass body for smooth exterior finish. All corners and areas where accessories are mounted are reinforced internally with metal backers.

TOP CONSTRUCTION: Exterior top is standard in reinforced 16 gauge 300 series stainless steel with #4 finish. Optional 14 gauge tops available at a minimal upgrade.

COLD WELL CONSTRUCTION: The cold pans are constructed of die formed stainless steel and are provided with a drain and a gate valve. The gate valve is accessed through the mechanical (compressor) housing with louvered access door. Draining is accomplished by setting a bucket in front of the door and opening valve (simple and easy-eliminates floor drain requirements).

This equipment is intended for use in rooms having an ambient temperature of 86°F (30°C) or less.

Standard Features:

- Easy access to service the condensing coil through the hinged louver
- Concealed locking mechanism with easy to use spring-activated catch
- Hinged access to drain gate valve
- Easy access to thermostat through the hinged louver panel
- Single-Sided louver designed to efficiently cool system without need for auxiliary louvers on the opposite side

Additional Available Configurations:

- RANFG SCA "S" Series
Same basic construction of standard enclosed base series with an optional open shelf storage compartment. Available in the 4, 5 & 6 pan models to offer most efficient space capacity.

model RANFG SCA-4S shown with optional kick plate, trayslide and counter protector

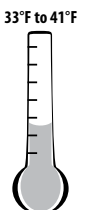


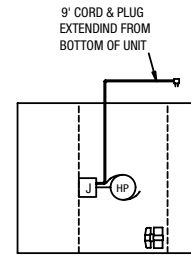
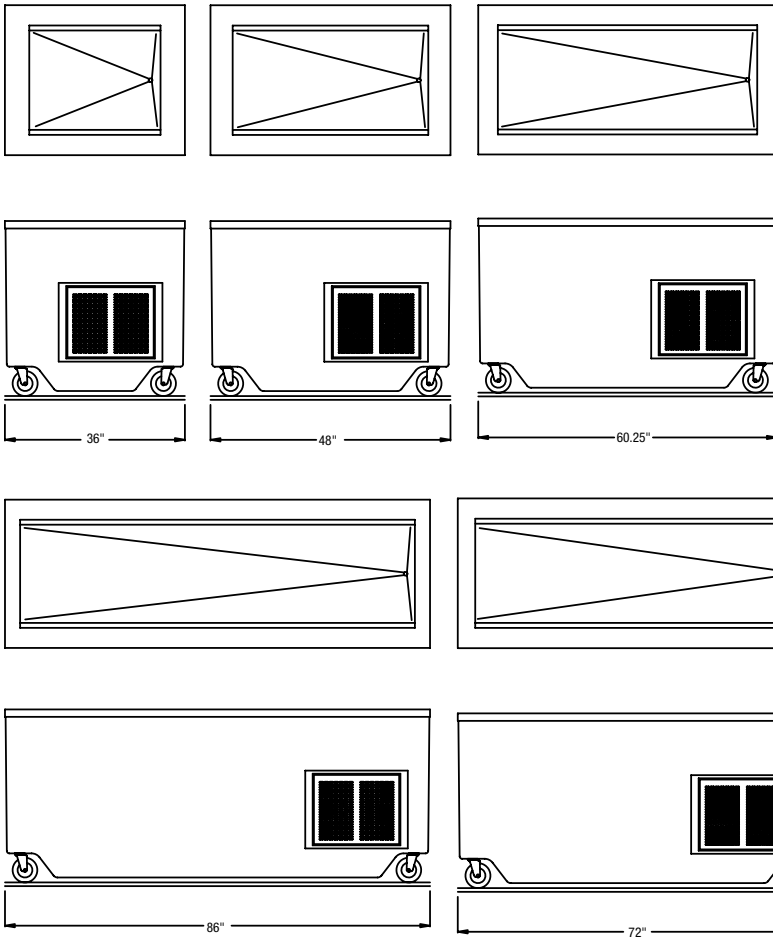
Available Fiberglass Colors:

- Pitch Black
- Dark-Bark Brown
- Cabernet Wine
- British Racing Green
- Tin Man Gray
- True Blue
- Light Sky Blue
- Candy Apple Red
- Tiger Lilly Orange
- Canary Yellow
- White

Options & Accessories:

- Canopy
- Overshelves
- Trayslides
- Corian top
- Granite top
- Kick Plate
- Graphics
- Sneez Guards
- Elementary School Height
- Electrical Distribution System





9' CORD & PLUG EXTENDING FROM BOTTOM OF UNIT

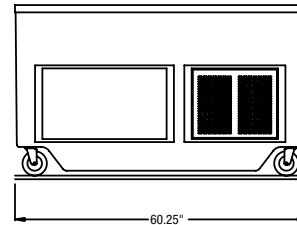
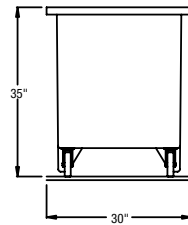
LEGEND FOR RANFG SCA

AFF = ABOVE FIXED FLOOR

J
J-BOX - 14" AFF
120V/60Hz/1PH
R-404A Ref
9' CORD NEMA5-15P

HP
HP COMPRESSOR

1" DIA PVC DRAIN LINE EXTENDS TO LOUVER



RANFG-SCA DRAWINGS SHOWN, RANFG SCA-S FRONT VIEW SHOWN AS REPRESENTATION OF "S" MODELS

Drawings are to be viewed in the same order as the chart

"S" Model

COMMON DATA FOR SCA SERIES (INCLUDES THE STANDARD SCA SERIES AND THE "S" STORAGE BASE SERIES)

Model	L (A)	Top Depth	Work Height	No. of 12x20 wells	H.P.	Volts	NEMA	AMPS	Ship Wt.
RANFG SCA-2	36"	30"	35"	2	1/4	115V	5-15P	5	250
RANFG SCA-3	48"	30"	35"	3	1/4	115V	5-15P	5	300
RANFG SCA-4(S)	60.25"	30"	35"	4	1/4	115V	5-15P	5	350
RANFG SCA-5(S)	72"	30"	35"	5	1/4	115V	5-15P	5	400
RANFG SCA-6(S)	86"	30"	35"	6	1/4	115V	5-15P	5	450

STORAGE SHELF INFORMATION FOR SCA "S" SERIES
2 & 3 pan not available with storage shelf (too small)

Model	L(A)	W(B)	H(C)	Ship Wt
RANFG SCA-4S	60.25"	25.5"	14.5"	375
RANFG SCA-5S	72"	37.5"	14.5"	425
RANFG SCA-6S	86"	51.5"	14.5"	475

Amp loads may change when adding incandescent light options.

