



Serving Lines, Fiberglass Electric Heated Well models HTD-B

Heated Base RANFG HTD-3B RANFG HTD-4B RANFG HTD-5B RANFG HTD-6B

Description:

Randell's RANFG HTD Series Electric Heated Well Units designed for virtually any hot food serving application, the RANFG HTD series is enclosed in a brilliant one-piece fiberglass body and 14 gauge stainless steel top.

Specifications:

CABINET CONSTRUCTION: One-piece molded fiberglass body for smooth exterior finish. All corners and areas where accessories are mounted are reinforced internally with metal backers. Heated storage compartment.

TOP CONSTRUCTION: Exterior top is standard in reinforced 14 gauge 300 series stainless steel with #4 finish.

HOT WELL CONSTRUCTION: The hot wells are constructed of die stamped and annealed stainless steel and are provided with individual drains manifolded to a common gate valve. The gate valve is accessed through an enclosed housing with louvered access door. Two types of fittings are provided to offer flexibility in type of drain hose the operator wishes to attach (hose not included). Only available in single phase.

Standard Features:

- Easy access to drain and controls
- Easy access to service electrical components
- Concealed locking mechanism with easy to use spring-activated catch

Additional Available Configurations:

- RANFG HTD Series
Standard enclosed base series. Available in the 2, 3, 4, 5 & 6 well models to offer most efficient space capacity.
- RANFG HTD "S" Series
Same basic construction of standard enclosed base series with an optional open shelf storage compartment. Available in the 3, 4, 5 & 6 well models to offer most efficient space capacity.

model RANFG HTD-4S shown with optional kick plate

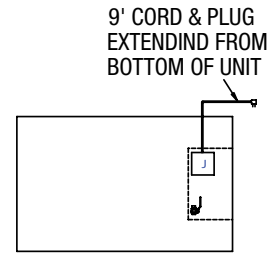
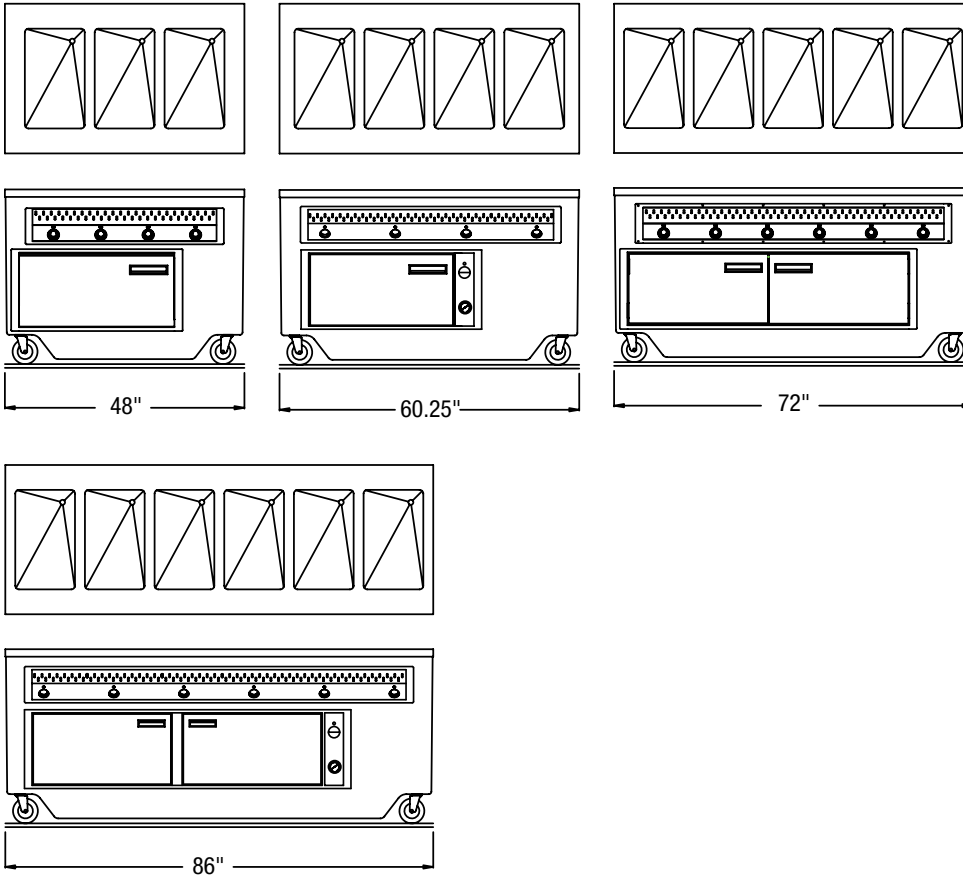


Available Fiberglass Colors:

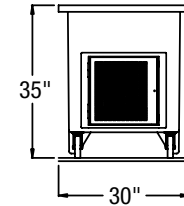
- Pitch Black
- Dark-Bark Brown
- Cabernet Wine
- British Racing Green
- Tin Man Gray
- True Blue
- Light Sky Blue
- Candy Apple Red
- Tiger Lilly Orange
- Canary Yellow
- White

Options & Accessories:

- Canopy
- Overshelves
- Trayslides
- Corian top
- Granite top
- Kick Plate
- Graphics
- Sneeze Guards
- Elementary School Height
- Electrical Distribution System



LEGEND FOR
RANFG HTD
AFF =
ABOVE FIXED FLOOR
J-BOX = 14" AFF
1/2" DIA COPPER
DRAIN LINE EXTENDS
TO LOUVER



Drawings are to be viewed in the same order as the chart

Model	L	D	H	No. of Wells (12x20) and/or Pans	120 Volt Operation			208 Volt Operation			240 Volt Operation			Ship Wt.
					KW	Amps*	NEMA*	KW	Amps*	NEMA*	KW	Amps*	NEMA*	
"B" Heated Storage Base														
RANFG HTD-3B	48"	30"	35"	Top; (3) Wells, Base; (4) 12x20 or (3) 18x26	NA	4.125	19.8	6-30P	4.4	18.3	6-30P	350		
RANFG HTD-4B	60.25"	30"	35"	Top; (4) Wells, Base; (4) 12x20 or (3) 18x26	NA	5.225	25.1	6-50P	5.5	22.9	6-50P	400		
RANFG HTD-5B	72"	30"	35"	Top; (5) Wells, Base; (8) 12x20 or (6) 18x26	NA	6.325	30.4	6-50P	6.6	27.5	6-50P	450		
RANFG HTD-6B	86"	30"	35"	Top; (6) Wells, Base; (8) 12x20 or (6) 18x26	NA	7.425	35.7	6-50P	7.7	32.1	6-50P	500		

*Amp loads for base unit with light option-adding any Heat lamps or incandescent light options will change total load and/or number of electrical cords/connections (consult factory for clarification).

