



Serving Lines, Stainless Steel Frost Top models FTA

- model RAN FTA-2 RAN FTA-3 RAN FTA-4 RAN FTA-5 RAN FTA-6
 RAN FTA-2S RAN FTA-3S RAN FTA-4S RAN FTA-5S RAN FTA-6S

Description:

Portable, stainless steel self-contained frost top serving station. Available with enclosed base or open storage. Foamed in place (CFC free) insulation. Interchangeable stainless steel, or laminate body panels, snap together locking device designed to work with all other RanServe equipment. (4) swivel casters provided. R-404a refrigerant, "CFC free".

Specifications:

UNIT TOP: Top to be one piece of die-formed 16 gauge stainless steel with 1 1/2", 90° nosing on all sides. Unit fitted with self-contained frost top. Frost top to be 1 piece 18-gauge stainless steel, with perimeter trough. Frost surface is 7" smaller than overall unit dimension. Unit top is elevated above counter surface.

UNIT BODY: Body frame to be all welded construction of steel with exposed corners to be 1 1/2" stainless steel. All corners welded and polished. Body ends and panels to be plastic laminate with galvanized steel backing (specify laminate color). Body ends and panels to be removable to allow the changing of colors. Frost top features cold wall construction with refrigeration lines insulated with high-density, (CFC free) polyurethane insulation, and galvanized under body. Unit to be equipped with 4 swivel casters, (2) locking, that are recessed inside of toe area.

REFRIGERATION: CFC free, R-404a refrigeration system to be wrapped refrigeration construction. Condensing unit, expansion valve, and thermostatic control for operator adjustability mounted in compressor housing. 8' cordset (NEMA 5-15P) supplied for 115V operation.

"S" series (Cafeteria style with open base) Same spec as FTA series only "S" series units to have stainless steel intermediate, and undershelf. Shelves to be 22 gauge stainless steel with integrally welded tubular steel under-bracing.

Standard Features:

- Stainless steel self-contained frost top with expansion valve and temperature control
- HFC-404a refrigerant, "CFC free"
- Foamed in place (CFC free) high density polyurethane insulation
- Interchangeable body panels
- Concealed locking mechanism with easy to use spring-activated catch
- Swivel casters - (2) locking

model RAN FTA-3 Enclosed Base shown

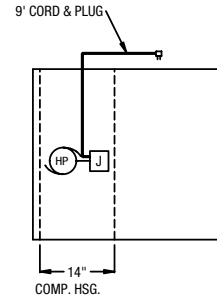
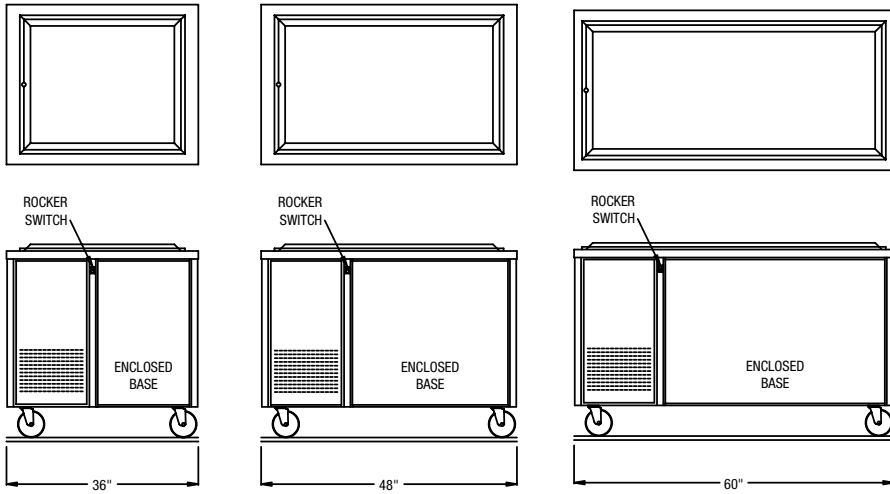


model RAN FTA-3S Open Base shown



Options & Accessories:

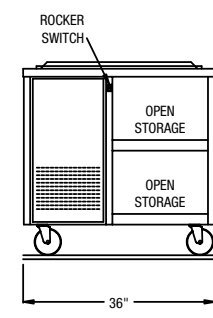
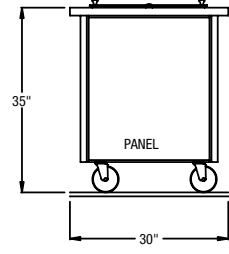
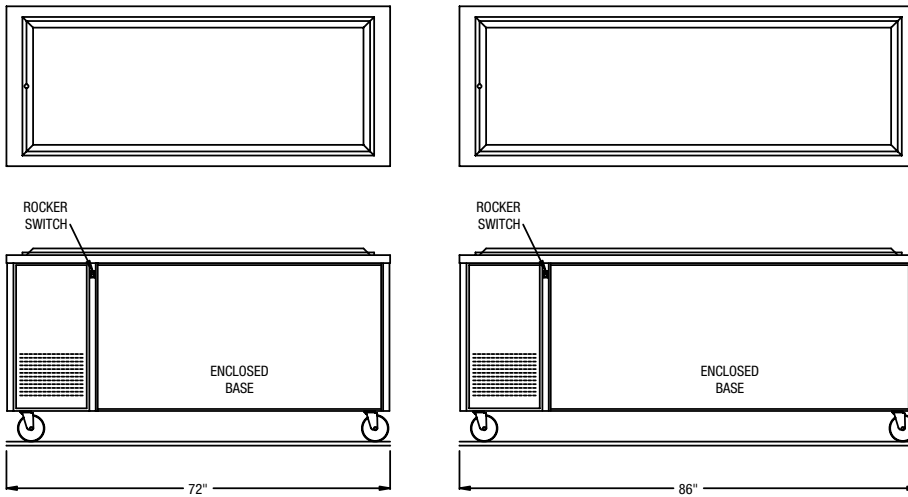
- Canopy
- Overshelves
- Trayslides
- Corian top
- Granite top
- Laminates
- Graphics
- Sneeze Guards
- Elementary School Height
- Electrical Distribution System



LEGEND FOR MODEL # RAN FTA
 AFF. = ABOVE FIXED FLOOR

HP COMPRESSOR
 JUNCTION BOX 6" AFF.
 115V/60Hz/1PH
 9' CORD NEMA #5-15P

1/2" DIA COPPER DRAIN LINE EXTENDS TO 1" BELOW BOTTOM OF UNIT



"S" Model

RAN FTA DRAWINGS SHOWN, RAN FTA-S FRONT VIEW SHOWN AS REPRESENTATION OF "S" MODELS
 Drawings are to be viewed in the same order as the chart

Enclosed Base								
Model	L	D	H	H.P.	Volts	Amps	NEMA	Ship Wt.
RAN FTA-2	36"	30"	35"	1/4	115/60/1	5	5-15P	190
RAN FTA-3	48"	30"	35"	1/4	115/60/1	5	5-15P	225
RAN FTA-4	60"	30"	35"	1/4	115/60/1	5	5-15P	265
RAN FTA-5	72"	30"	35"	1/4	115/60/1	5	5-15P	310
RAN FTA-6	86"	30"	35"	1/4	115/60/1	5	5-15P	355
Open Base								
RAN FTA-2S	36"	30"	35"	1/4	115/60/1	5	5-15P	190
RAN FTA-3S	48"	30"	35"	1/4	115/60/1	5	5-15P	225
RAN FTA-4S	60"	30"	35"	1/4	115/60/1	5	5-15P	265
RAN FTA-5S	72"	30"	35"	1/4	115/60/1	5	5-15P	310
RAN FTA-6S	86"	30"	35"	1/4	115/60/1	5	5-15P	355

Designed to maintain frosty-cold appearance.

Note: Frost area is 7" less than overall dimension.

