



FX Series Refrigerated Drawer model FX3-4N1SS

THE MOST REVOLUTIONARY, ENERGY-EFFICIENT, FLEXIBLE, FOOD-SAFE REFRIGERATION SYSTEM

FX3-4N1SST FX3-4N1SSTC FX3-4N1SSTB FX3-4N1SSC FX3-4N1SSCB FX3-4N1SSB

Description:

- Flexible Refrigeration
- Energy Efficiency
- Food Safety

Three refrigerated Inserts. Whether operating as a refrigerator, freezer, rapid chiller or safety thaw, the FX Series revolutionizes point of use refrigeration by allowing the operator to adjust the temperatures from -5°F (freezer) operation up to 40°F (refrigerator) or any setting in between utilizing its unique convertible refrigeration system. Using a patented technology that provides 100% in-drawer cooling, this ultra-efficient self-contained system operates as refrigerator, freezer, rapid chiller and safety thaw, providing precise temperature control without compromising operator flexibility.

Specifications:

REFRIGERATION SYSTEM: The FX Series uses a patented in-drawer cooling system that directs 100% of the cooling inside the insulated and removable drawer Insert (see below). The evaporator coil is mounted horizontally above the drawer Insert with an integral gasket that seals against the insulated drawer compartment when closed. The refrigeration system operates only when the drawer is closed, efficiently managing the air-flow while reducing energy and humidity build-up. Press-fit removable gasket with magnet-to-magnet seal is standard.

DRAWER SYSTEM: The FX Series drawer system is the only full-extension, full product view, drawer system that has the drawer tracks outside the cooled compartment offering a more reliable, durable system not prone to the cold or debris environment common in traditional drawer systems. The full-extension tracks are constructed of 12 gauge stainless steel with a fully integrated Insert support system. The drawers slide on self-lubricating Delrin material requiring no lubricating maintenance by the operator. The drawer box and intermediate tracks are removable without tools and can only be reinstalled one-direction for proper fit. The drawer system has been tested with over 300,000 cycles without failure (90 pound test load).

REMOVABLE INSULATED INSERT: This exclusive design allows full removal of the refrigerated compartment for cleaning or pre-loading. Made of high impact ABS plastic with high density polyurethane insulation. Provides unparalleled insulation value with no air gaps.

TEMPERATURE STATEMENT: The unit is provided with a electronic temperature controller that can be easily adjusted by the operator to any temperature setting between 0°F (freezer) operation up to 40°F (refrigerator).

CABINET EXTERIOR: The cabinet exterior is high grade stainless steel to allow long use and beauty while providing easy to maintain and clean surfaces. Optional Stainless steel tops offer the ability to use the FX Series as a work-top unit or cooking equipment stand.

model FX3-4N1SST



CABINET BASE/INTERIOR: The cabinet interior is high grade stainless steel to allow long use and beauty while providing easy to maintain and clean surfaces.

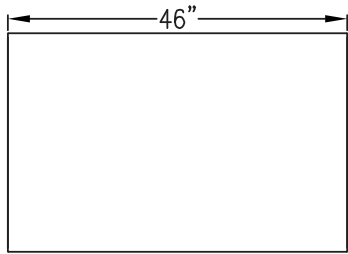
ELECTRICAL: Standard 115 volt with NEMA 5-15 cord and plug; In multi-stack applications, a jumper cable is available to allow up to three units on one wall circuit (three units total).

Standard Features:

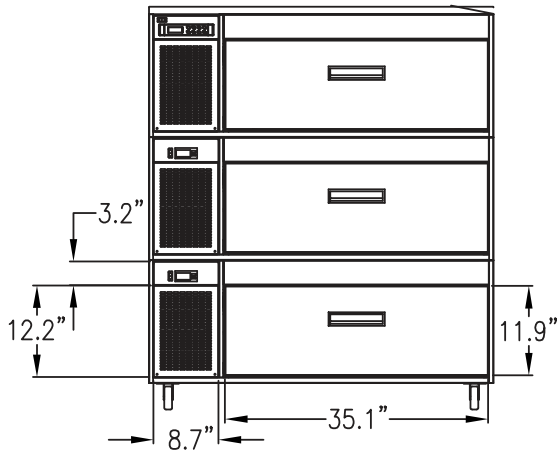
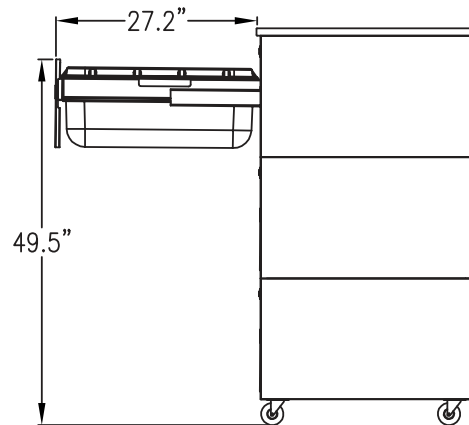
- Convertible Refrigeration System (Refrigerator, Freezer, Rapid Chill and Safety Thaw)
- Rapid Chills 20 lbs. of Product Stored in (2) 12x20x2" Pans in 4 Hours
- Safety Thaws 20 lbs. of Product Stored in (2) 12x20x2" Pans in 6-8 Hours
- Point-of-use Size and Design
- Precise Temperature Control
- Patented In-drawer Cooling System
- Removable Insulated Drawer Compartment
- Ambient Drawer Track System
- Full-Extension Drawer System
- 100% Front Breathing
- Horizontal Gasket is Out of Harms Way
- Individual Compressor Per Drawer
- Casters

Options & Accessories:

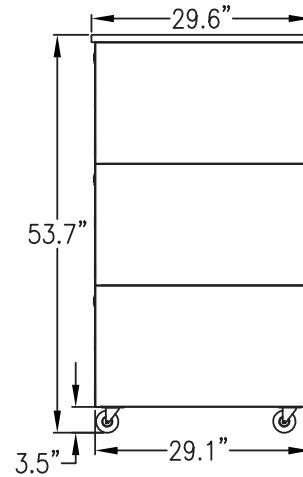
- Stainless Steel Back Panel
- Leg Kit (6")
- Additional Insulated Inserts: Qty. _____
- Thaw Racks
- Pan Racks




TOP VIEW



FRONT VIEW



SIDE VIEWS



THREE DRAWER UNITS WITH FINISHED TOP; ON CASTERS														
MODEL	L	D	H	No. of Drws.	Storage (cubic feet)	Comp. Size	Amp Draw (actual)	Refrig. Power Usage (per day)	Freezer Power Usage (per day)	Blast Chiller Power Usage 4 Hours (per unit)	Safety Thaw Power Usage 6 Hours (per unit)	Volt	NEMA	Ship Weight (lbs)
FX3-4N1SST	46"	29.6"	53.7"	3	9.0	(2) 6.1cc (1) 8.8cc	6.3 & 7.8	5.13kw	9.12kw	2.1kw	1.4kw	115 ea	(2) 5-15p	905
FX3-4N1SSTC	46"	29.6"	53.7"	3	9.0	(1) 6.1cc (2) 8.8cc	6.3 & 10.2	5.13kw	9.12kw	2.1kw	1.4kw	115 ea	(2) 5-15p	905
FX3-4N1SSTB	46"	29.6"	53.7"	3	9.0	(1) 6.1cc (2) 8.8cc	6.3 & 10.2	5.13kw	9.12kw	2.1kw	1.4kw	115 ea	(2) 5-15p	905
FX3-4N1SSC	46"	29.6"	53.7"	3	9.0	(2) 6.1cc (1) 8.8cc	6.3 & 7.8	5.13kw	9.12kw	2.1kw	1.4kw	115 ea	(2) 5-15p	905
FX3-4N1SSCB	46"	29.6"	53.7"	3	9.0	(1) 6.1cc (2) 8.8cc	6.3 & 10.2	5.13kw	9.12kw	2.1kw	1.4kw	115 ea	(2) 5-15p	905
FX3-4N1SSB	46"	29.6"	53.7"	3	9.0	(2) 6.1cc (1) 8.8cc	6.3 & 7.8	5.13kw	9.12kw	2.1kw	1.4kw	115 ea	(2) 5-15p	905

MODEL	Top	Center	Bottom
FX3-4N1SST	4N1	2N1	2N1
FX3-4N1SSTC	4N1	4N1	2N1
FX3-4N1SSTB	4N1	2N1	4N1
FX3-4N1SSC	2N1	4N1	2N1
FX3-4N1SSCB	2N1	4N1	4N1
FX3-4N1SSB	2N1	2N1	4N1

