



## Custom Remote Upright models 58000 & 61000

model  58324  61324

### Description:

24" long remote refrigerator or freezer upright unit with stainless steel top, fronts and sides. Dry storage drawer below refrigerated section. Condensing unit and controls not provided. Evaporator blower coil with expansion valve supplied and installed. 6" high adjustable and movable legs.

### Specifications:

**CABINET EXTERIOR:** Exterior body ends to be stainless steel. Back of unit to be corrosion resistant steel. Door opening frames are ABS and contain magnetic strip for positive seal of door gaskets. Dry storage drawer to be located below refrigerated section. Drawer liner to be ABS material, removable without tools, with drawer track of 16 gauge stainless steel with 1 5/8" stainless steel bearings. Drawer front of 22 gauge stainless steel. Drawer track, liner and front assembly contained in 20 gauge stainless steel housing. Legs to be 6" high stainless steel with adjustable bullet foot. Legs mounted to full length channel frame assembly which is integrally welded to bottom of body assembly. Legs can be moved left to right to avoid floor obstacles during installation.

**CABINET INTERIOR:** Base interior to be ABS thermoplastic at ends only. Stainless steel interior liner to be coved cornered to form bottom, back and top. One baked enamel finished shelf provided behind each door. Unit insulation to be CFC free foamed in place urethane.

**DOORS:** Door fronts to be 22 gauge stainless steel with 16 gauge stainless steel handles, magnetic gaskets, ABS door liner and foamed in place insulation. Hinges are concealed, all stainless steel with bronze pivot pin in nylon bushing.

**REFRIGERATION:** Refrigeration system utilizes "CFC free" R-134a refrigerant. (Specify if refrigerant to be used is otherwise). Condensing unit not provided. Interior fitted with Randell evaporator blower coil for cooling base. Expansion valve, solenoid valve, thermostat, and refrigeration lines provided and installed for connection at unit rear. Units totally prewired to junction box.

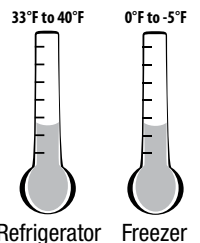
Model 61000 same as model 58000 series with automatic, self-defrosting system for freezer operation. Freezer system to utilize "CFC Free" R-404a refrigerant, specify if otherwise. Door frames to enclose heater elements to prevent gasket freezing. Back-up element installed.

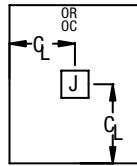
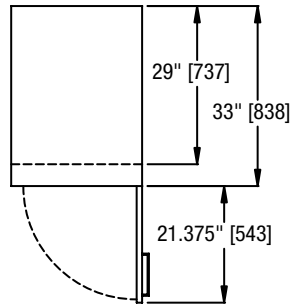
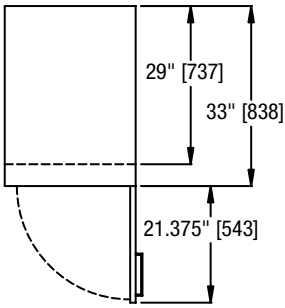
model 58000 shown



### Standard Features:

- 6" high legs—adjustable and movable.
- Refrigeration system utilizes "CFC free" R-134a refrigerant. Freezers utilize R-404a refrigerant, (specify if otherwise).
- Evaporator blower coil with expansion valve and refrigeration lines provided and installed
- Thermostat controlling solenoid
- Dry storage drawer located at bottom of unit for bread or tool storage
- Foamed in place "CFC free" urethane insulation
- 24" long unit designed to fit integrally into unit line up





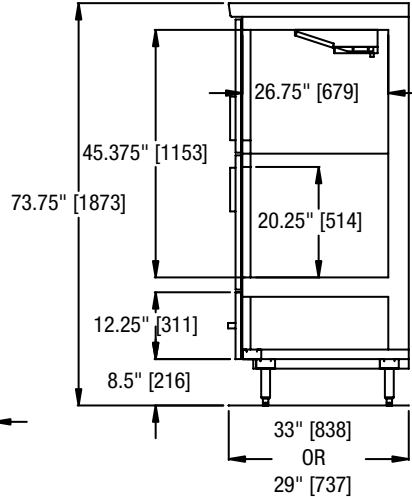
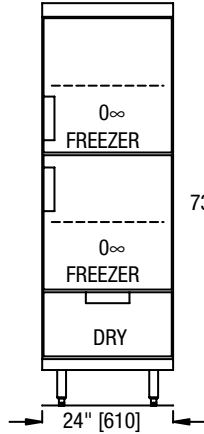
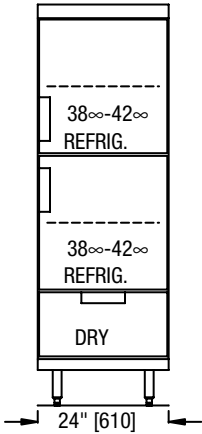
**LEGEND FOR**  
58000 & 61000 SERIES

AFF ABOVE FINISHED FLOOR

J JUNCTION BOX 10" AFF

OR REFRIGERATION CONNECTION  
1/4" LIQUID  
3/8" SUCTION  
8 1/2" AFF

OC CONDENSATE DRAIN  
1/2" PVC 8 1/2" AFF



**DRAWER LINERS**

Drawer Size	Removable Liner Size
24"	(1) 16" x 16" x 6"

**DOOR OPENING SIZES - INTERIOR DEPTHS**

Door Width	Clearances Through Door		Interior Depth Behind Door
	Lt. to Rt.	Top to Bottom	(unit depths in parentheses)
24"	19 1/4"	20 1/4"	(33") -26" (29") -22"

- Shelf depth is 25 1/4" on 33" deep equipment, 21 1/4" on deep equipment.

**29" DEEP EQUIPMENT**

**33" DEEP EQUIPMENT**

	24"	Length	24"
Height*	73.75"	Model No.	58324
Doors	(2) 1/2 size	Height*	73.75"
Drawers	(1) Dry	Doors	(2) 1/2 size
Storage (Cu. Ft.)	9.48	Drawers	(1) Dry
Rec. H.P.	1/4	Storage (Cu. Ft.)	11.2
BTU's	1750	Rec. H.P.	1/4
Volts	115/60/1	BTU's	1750
Amps	2.5	Volts	115/60/1
Ship Wt.	517 lbs.	Amps	2.5
		Ship Wt.	517 lbs.

**29" DEEP EQUIPMENT**

**33" DEEP EQUIPMENT**

	24"	Length	24"
Height*	73.75"	Model No.	61324
Doors	(2) 1/2 size	Height*	73.75"
Drawers	(1) Dry	Doors	(2) 1/2 size
Storage (Cu. Ft.)	7	Drawers	(1) Dry
Rec. H.P.	1/3	Storage (Cu. Ft.)	7.85
BTU's	1225	Rec. H.P.	1/3
Volts	115/60/1	BTU's	1225
Amps	4	Volts	115/60/1
Ship Wt.	527 lbs.	Amps	4
		Ship Wt.	527 lbs.

\* All units on 6" high adjustable, movable legs.

