



Custom Remote Refrigerated Storage models 53000LPP0

model 53330LPP0 53338LPP0 53343LPP0 53355LPP0 53360LPP0 53363LPP0
 53368LPP0 53373LPP0 53385LPP0

Description:

Remote drawer base refrigerator storage units with mechanically cooled pan opening. These units are offered in variety of lengths to meet your specific base storage or pan storage requirements. The mechanically cooled pan opening uses Randell's exclusive design technologies, such as our **Exclusive Refrigerated Pan Opening Thermostat** allowing customers to make adjustments to the opening temperatures (independent of the base). The base is designed with a "low-profile" cabinet and is supplied with a plate shelf above the refrigerated door openings.

These units feature our Patented Drawer Cartridge Assembly. A fully welded, unitized drawer cartridge assembly with a quick release that allows the refrigerated drawers to be easily removed for cleaning.

This equipment is intended for use in rooms having an ambient temperature of 86°F (30°C) or less.

Specifications:

CABINET EXTERIOR: Top to be one piece of die-formed 16 gauge stainless steel with 2 1/2" nosing. Backsplash to be covered, cornered, with 45° return at top and overall height of 6 3/4". Ends at top fitted with recessed heavy duty steel bars for field bolting units together, producing a hairline seam. Exterior body to be corrosion resistant steel. Door opening frames are ABS and contain magnetic strip for positive seal of door gaskets. Work surface to be at 36" work height. Legs to be 6" high stainless steel with adjustable bullet foot. Legs mounted to full length channel frame assembly which is integrally welded to bottom of body assembly. Legs can be moved left to right to avoid floor obstacles during installation.

CABINET INTERIOR: Base interior to be ABS thermoplastic at ends only. Stainless steel interior liner to be covered, cornered to form bottom, back and top. One baked enamel finished shelf provided behind each door. Unit insulation to be CFC free foamed in place urethane.

REFRIGERATED DRAWERS: Fully welded, unitized drawer cartridge assembly - patented. Heavy duty full extension 14 gauge drawer tracks on 1 5/8" heavy duty stainless steel bearings. Will accommodate (2) 12" x 20" x 4" deep pans per drawer (pans not included). Quick release allows drawers to be easily removed for cleaning. Stainless fronts, mounted to drawer cartridge assembly with easy to grasp drawer handles. Drawers are self-closing with press fit magnetic gaskets - (designed for installation & removal without tools).

REFRIGERATION: Refrigerant to be specified by customer. System is a balanced heavy duty set-up to accept hook-up to a single compressor system. The base is cooled by an independent blower coiled operating on its own expansion valve and thermostat and operates through a dedicated solenoid valve. The pan opening is provided with its own expansion valve, thermostat, and operates through its own dedicated solenoid valve (located in the compressor housing) making it easily adjustable for specific ambient conditions without effecting the balance of the system. An on/off switch for the pan opening is provided.

model 53375LPP0 shown with:

- optional finished end
- pan covers removed
- standard backsplash removed

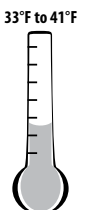


Standard Features:

- "Low-profile" refrigerated cabinet with plate shelf above
- Low profile 2" recess pan design provides easy reach and optimal pan temperatures & reliability
- Full Length Poly Cutting Board
- Front breathing compressor housing with directed air flow-Randell Exclusive
- Patented Drawer Cartridge System with easy maintenance Press-Fit gaskets - A Randell Exclusive
- Pan opening thermostat- A Randell Exclusive
- Drain in pan opening for easy cleaning
- Hinged Removable stainless steel covers
- Automatic base defrost
- Foamed in place urethane insulation providing superior insulation and durability
- 6" high adjustable legs, moveable left to right if needed
- Available up to 16' under one common assembly
- Adapter bars are standard to accommodate a compliment of 1/6 size pans
- Filter dryer installed on each liquid line

Options & Accessories:

- Hinged slide-back removable covers
- Lift-Off (removable) night covers
- Stainless Steel Ends
- Stainless Steel Back
- Laminate fronts, ends and back options
- Casters in lieu of legs
- Export voltages
- Electric condensate evaporator
- Wide pan opening



53000LPP0 SERIES REMOTE DRAWER BASE REFRIGERATORS WITH STANDARD DEPTH RECESSED PAN OPENING

Length	30"	38"	43"	55"	60"	63"	68"
Model 33" deep	53330LPP0	53338LPP0	53343LPP0	53355LPP0	53360LPP0	53363LPP0	53368LPP0
# of sets of doors	(1) set 19" + 5" mullion + 6" mech. hsg.	(1) set 27" + 5" mullion + 6" mech. hsg.	(1) set 32" + 5" mullion + 6" mech. hsg.	(1) set 19" (1) set 27" + 3" mullion + 6" mech. hsg.	(1) set 19" (1) set 27" + 3" mullion + 6" mech. hsg.	(2) sets 27" + 3" mullion + 6" mech. hsg.	(1) set 27" (1) set 32" + 3" mullion + 6" mech. hsg.
Total # of 12x12 pans in drawer	(2) 12x20's	(4) 12x20's	(4) 12x20's	(6) 12x20's	(6) 12x20's	(8) 12x20's	(8) 12x20's
Min. # Pans	(6) 1/6	(6) 1/6	(6) 1/6	(6) 1/6	(10) 1/6	*(6) 1/6	(10) 1/6
Min. Length (clear) of opening	27"	27"	27"	27"	41"	41"	41"
Max. # Pans	(6) 1/6	(8) 1/6"	(10) 1/6"	(14) 1/6"	(14) 1/6"	(14) 1/6"	(14) 1/6"
Cutting Bd. Width	10" wide	10" wide	10" wide	10" wide	10" wide	10" wide	10" wide
<i>Recommended*</i> H.P./Refrigerant	1/3hp/404a	1/3hp/404a	1/3hp/404a	1/3hp/404a	1/2hp/404a	1/2hp/404a	1/2hp/404a
Volt/Cycle/Phase	115/60/1	115/60/1	115/60/1	115/60/1	115/60/1	115/60/1	115/60/1
Amps	5.0	5.0	5.0	5.0	5.0	5.0	5.0
Ship Wt. - lbs.	391	422	463	524	571	587	602
BTU Design load opening (-10)/Base (+20)	227/446	302/563	378/636	454/791	605/996	605/1040	680/1113
Evap. BTU/°TD** opening/base	13/120	16/120	19/120	22/120	27/120	27/120	30/120

Length	73"	85"
Model 33" deep	53373LPP0	53385LPP0
# of sets of doors	(2) sets 32" + 5" mullion	(1) set 19" (2) sets 27" + (2) 3" mullion + 6" mech. hsg.
Total # of 12x12 pans in drawer	(8) 12x20's	(10) 12x20's
Min. # Pans	(10) 1/6	(10) 1/6
Min. Length (clear) of opening	41"	41"
Max. # Pans	(18) 1/6	(20) 1/6"
Cutting Bd. Width	11" wide	11" wide
<i>Recommended*</i> H.P./Refrigerant	1/2hp/404a	1/2hp/404a
Volt/Cycle/Phase	115/60/1	115/60/1
Amps	5.0	5.0
Ship Wt. - lbs.	617	717
BTU Design load (-10)/Base (+20)	680/1186	832/1472
Evap. BTU/°TD** opening/base	30/120	36/120

NOTE: Pan capacity reflected is the actual amount of pans that are clearly accessible by the operator. Units with multiple covers may actually have additional pan capacity that is partially obstructed by the cover divider/mullion.

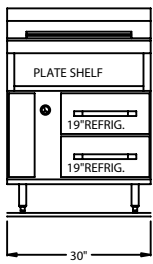
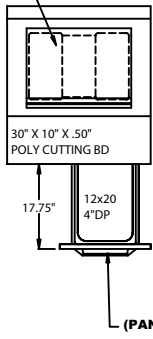
*BTU loads shown are based on 100° ambient plus 30% for usage and product loading in base. Final system selection should consider usage requirements and combined loads. Recommended H.P. reflects Randell H.P. applied to self-contained (single) unit of equal storage capacity, increasing HP may be appropriate in some remote applications.

**Evaporator BTU/°TD reflects NSF refrigerated base requirements when base is provided with +20° F system separate from -10°F pan opening system.

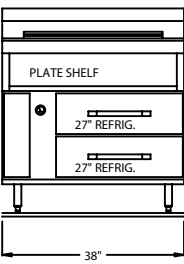
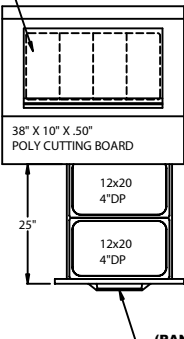
***Remote pan openings intended to be connected to separate low-temp system, can be as small as (6) pans on any size base.



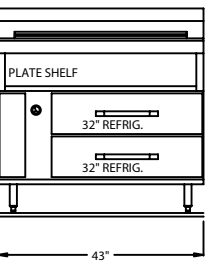
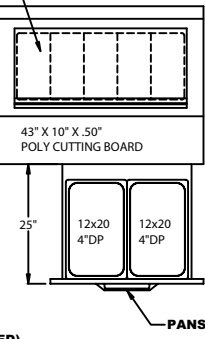
BUILT-IN COLD PAN W/RECESSED PANS, HINGED COVER (PANS BY OTHERS)



BUILT-IN COLD PAN W/RECESSED PANS, HINGED COVER (PANS BY OTHERS)



BUILT-IN COLD PAN W/RECESSED PANS, HINGED COVER (PANS BY OTHERS)



LEGEND FOR MODEL # 53000LPP0

AFF. = ABOVE FINISHED FLOOR

J JUNCTION BOX 26" AFF. FAN MOTOR(S) AND LIGHT(S)

OR

115V-60Hz-1Ph

CHOOSE ONE:

R-22 REFRIG.

R404 REFRIG.

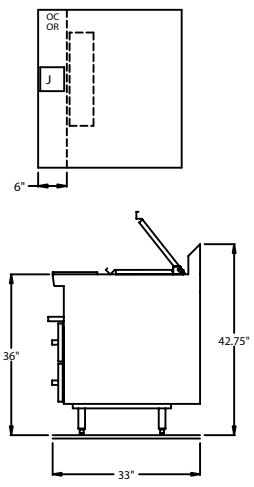
R134A REFRIG.

1/4" LIQUID, 3/8" SUCTION LINE 8-1/2" AFF.

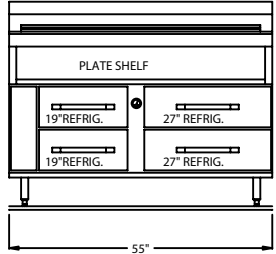
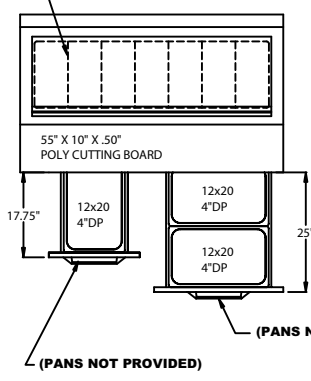
OC CONDENSATE DRAIN 1/2" PVC 8-1/2" AFF.

EVAPORATOR COIL LOCATION

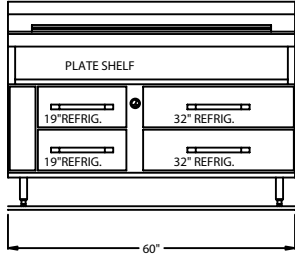
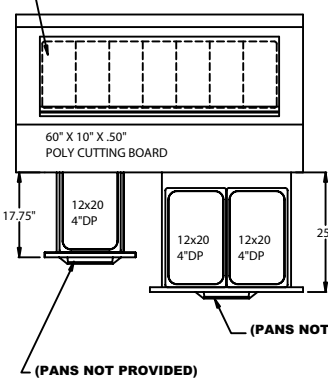
NOTE: REQUIRES (2) REFRIGERATION HOOK-UPS



BUILT-IN COLD PAN W/RECESSED PANS, HINGED COVER (PANS BY OTHERS)



BUILT-IN COLD PAN W/RECESSED PANS, HINGED COVER (PANS BY OTHERS)



BUILT-IN COLD PAN W/RECESSED PANS, HINGED COVER (PANS BY OTHERS)

