



## Display Merchandiser Refrigerated Wall-Mount models 42000A

model  42036A  42048A  42060A

### Description:

Self-contained, wall mount refrigerated display case with insulated, self-closing doors, (2) display shelves, angled display mirror, and fluorescent illumination. Back mounted, R-134a forced air refrigeration system with high capacity evaporator coil and thermostatic control. Foamed in place, "CFC free" insulation and cordset for 115V operation. Wall mounting bracket included.

### Specifications:

**CABINET EXTERIOR:** Cabinet body is constructed of all metal. The top, front, and sides are stainless steel. Bottom to be corrosion resistant steel. Self-closing insulated glass sliding doors. Wall mounting bracket provided.

**CABINET INTERIOR:** Unit interior to be ABS thermoplastic at ends only, stainless interior bottom, molded plastic sides, angled display mirror, and two powder coated display shelves. Interior top to be stainless steel with fluorescent lighting fixture. Unit insulated with CFC free, foamed in place urethane insulation.


**DOORS:** Insulated sliding glass doors on front, to be self-closing with rubber wiper between doors to minimize air loss, and vinyl frame to reduce condensation. Doors easily removable for cleaning.

**REFRIGERATION:** CFC free, R-134a refrigeration system with condensing unit, high capacity evaporator blower coil, hot gas condensate evaporator, and thermostatic control for operator adjustability. Unit totally prewired and to be supplied with 8' cordset (NEMA 5-15P) for 115V plug-in operation.

### Standard Features:

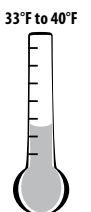
- Self-contained refrigeration system with thermostatic control, system utilizes "CFC free", R-134a refrigerant
- Insulated doors are self-closing
- Wall mounting bracket provided
- Foamed in place "CFC free" urethane insulation
- Stainless steel exterior finish
- Angled display mirror perfectly displays chilled foods—desserts, salads, pies and sandwiches
- Hot gas condensate evaporator
- Shelving
- Stainless steel interior floor
- Fluorescent illumination
- Totally self-contained, plug-in installation

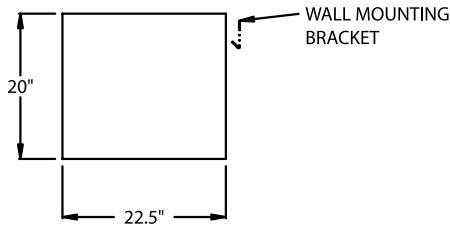
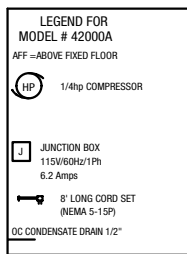
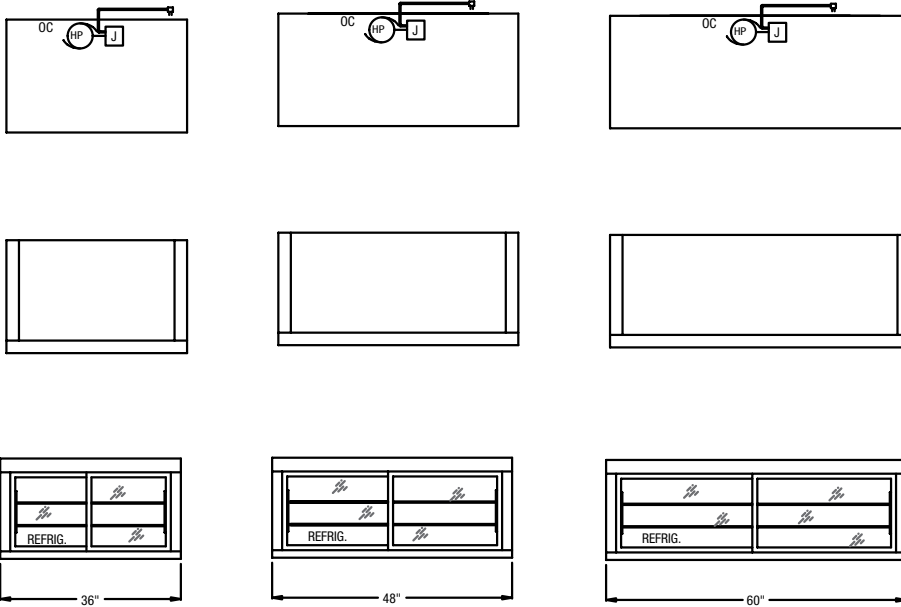
model 42048A shown



### Options & Accessories:

- Remote Refrigeration
- Stainless Steel Top & Back
- Door With Lock
- Voltage Change





Drawings are to be viewed in the same order as the chart

Unit Length	Display Case Door Opening Sizes - Interior Depths		Interior Depth Behind Sliding Glass Doors
	Clearances Through Door Lt. to Rt.	Clearances Through Door Top to Bottom	
36"	12 3/4"	15 3/8"	12 3/4"
48"	18 3/4"	15 3/8"	12 3/4"
60"	24 3/4"	15 3/8"	12 3/4"

Model	L	D	H	Style	Storage		H.P.	Volt	Amp.	NEMA	Ship Wt.
					Cu. Ft.	Sq. Ft.					
42036A	36"	22 1/2"	20"	Wall Mount	4	4	1/4	115/60/1	6.2	5-15P	235
42048A	48"	22 1/2"	20"	Wall Mount	5.6	5.5	1/4	115/60/1	6.2	5-15P	275
42060A	60"	22 1/2"	20"	Wall Mount	6.9	7	1/4	115/60/1	6.2	5-15P	360

