



Reach-In Roll-In Single Door Refrigerator model 2135

Description:

Randell Series 2000 Single Section Roll-Ins are built for years of efficient, high performance service. The top mounted, expansion valve refrigeration system offers the highest, most consistent performance available while maximizing usable interior space.

Finishes:

- Standard Series Doors/Louwer:** Stainless steel.
Exterior Sides: Anodized aluminum. **Interior:** Anodized aluminum
- E Series** Cabinet interior, exterior sides, fronts, and doors stainless steel.

Specifications:

CABINET EXTERIOR: Cabinet body is constructed of all metal, inside & out. The top, bottom, & back are galvanized steel. Front and sides are available in finishes as listed above. Door and louver are stainless steel and are removable without tools. Provided with stainless steel removable ramp.

CABINET INTERIOR: Interior of cabinet is fully coved to meet N.S.F. standard #7. Solid core stainless steel interior floor is standard. The interior walls, ceiling and door liner are available in either stainless steel or anodized aluminum as listed above. Foamed in place, CFC free urethane insulation. Snap-in A.B.S. breaker strips allow access to condensate heater wires. Provided with stainless steel rack guide.

DOORS: Stainless steel front with either anodized aluminum or stainless steel liner, mounted on (3) heavy duty cam lift hinges with heavy duty chrome handle, and cylinder door lock.

REFRIGERATION: Top mounted condensing unit and evaporator coil, expansion valve system with thermostatic control, factory tested and balanced to maintain 38° F. average interior temperature utilizing CFC free 134a refrigerant. Evaporator coil is coated to resist corrosion. Unit supplied with master on/off switch and 8' cord and plug. Access to service points without tools is standard.

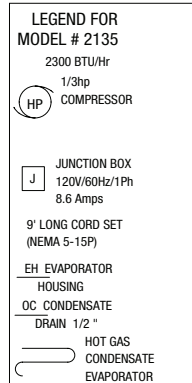
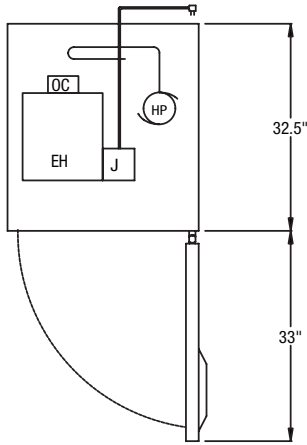


Standard Features:

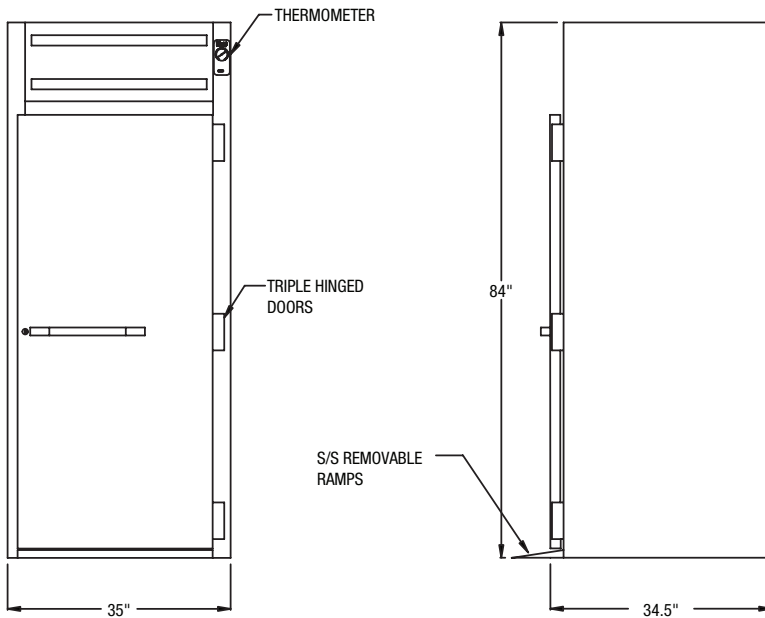
- Expansion Valve
- Exterior LED Temperature Display
- Top mounted Compressor & Evaporator Coil
- C.F.C. Free R-134a Refrigerant
- Efficient Hot Gas Condensate Evaporator
- Automatic Defrost
- 8' Cord & Plug
- Main Power Supply Switch
- Self-Closing, Cam Lift Hinges with 120° Open Feature (Lifetime Warranty)
- Triple Hinged Doors
- Cylinder Door Locks
- Solid Core Stainless Steel Interior Bottom
- Polyurethane Insulation
- Snap-In Magnetic Door Gaskets
- Stainless Steel Interior Rack Guide
- Stainless Steel Removable Ramp
- Fully Coved Interior meeting N.S.F. Standard #7

33°F to 41°F





DESIGNED TO ACCOMMODATE 66"H x 26"W x 29"D RACK. ACTUAL CLEARANCE DIM. 66.5" x 26.5" x 29.5" DEEP



NOTE:

Unit designed to accommodate one 66" high x 26" wide x 29" deep rack.
Actual rack clearance dimensions: 66 1/2" high x 26 1/2" wide x 29 1/2" deep.
Actual door opening dimensions: 67 1/2" high x 28 1/2" wide.

FOR REMOTE MODEL				
Use same specifications as self-contained model except for:				
Model No.	Rec. H.P.	Rec. BTU/Hr.	Amps	Ship Wt.
2135R	1/2	2300	5	800

Note: All remote Reach-Income standard on 6" legs in lieu of casters.

ONE SECTION ROLL-IN REFRIGERATOR											
Model	L	D	H	Doors	Cu./Ft.	HP	Volt	Amps	NEMA	BTU/HR	Ship Wt.
2135 one section	35"	34 1/2"	84"	1	33.8	1/3	115/60/1	8.6	5-15P	2300*	850

* Based on 90° ambient and +20° evaporator.

