



# Reach-In Triple Door Freezer model 2030F

model  2030F  2030FE  2030FEM  2030FM  2030FEM-XXXX\*  2030FM-XXXX\*

### Description:

Randell Series 2000 Reach-In are built for years of efficient, high performance service. The top mounted, expansion valve refrigeration system offers the highest, most consistent performance available while maximizing usable interior space.

### Specifications:

**CABINET EXTERIOR:** Cabinet body is constructed of all metal, inside & out. The top, bottom, & back are galvanized steel. Front and sides are available in finishes as listed above. Doors and louver are stainless steel and are removable without tools. Unit on 6" casters, front two are locking.

**CABINET INTERIOR:** Interior of cabinet is fully coved to meet N.S.F. standard #7. The interior walls, ceiling and door liner are available in either stainless steel or anodized aluminum as listed above. Foamed in place, CFC free urethane insulation. Snap-in A.B.S. breaker strips allow access to condensate heater wires.

**DOORS:** Stainless steel front with either anodized aluminum or stainless steel liner, mounted on heavy duty cam lift hinges with automatic light switch, heavy duty chrome handle, cylinder door lock.

**REFRIGERATION:** Top mounted condensing unit and evaporator coil, expansion valve system with pressure control, factory tested and balanced to maintain (0° F. to -5° F.) average interior temperature utilizing CFC free 404a refrigerant. Evaporator coil is coated to resist corrosion. Unit supplied with master on/off switch and 8' cord and plug. Access to service points without tools is standard. Provided with full automatic coil defrost with programmable timer and safety switches.

### Finishes:

- Standard Series** Doors/Louver: Stainless steel.  
Exterior Sides: Anodized aluminum. Interior: Anodized aluminum
- E Series (Add Suffix "E")** Cabinet interior, exterior sides, fronts, and doors stainless steel.

### Standard Features:

- Expansion Valve
- Exterior LED Temperature Display
- Top mounted Compressor & Evaporator Coil
- C.F.C. Free R-134a Refrigerant
- Efficient Hot Gas Condensate Evaporator

model 2030 shown



### Standard Features Continued:

- Digital Control
- Full Automatic Coil Defrost With Programmable Timer and Safety Switches
- 8' Cord & Plug
- Main Power Supply Switch
- Self-Closing Cam Lift Hinges with 120° Open Feature (Lifetime Warranty)
- Automatic Interior Light
- 6" Casters - Factory Mounted (Front two Locking)
- Cylinder Door Locks
- Fully Coved Interior Meeting N.S.F. Standard #7
- Polyurethane Insulation
- Condensate Heaters Around All Door Openings
- 3 Baked Epoxy Coated Wire Shelves Per Section With Stainless Steel Support Clips (Adjustable every 1")
- Snap-In Magnetic Door Gaskets

### Options & Accessories (Add Suffix "M"):

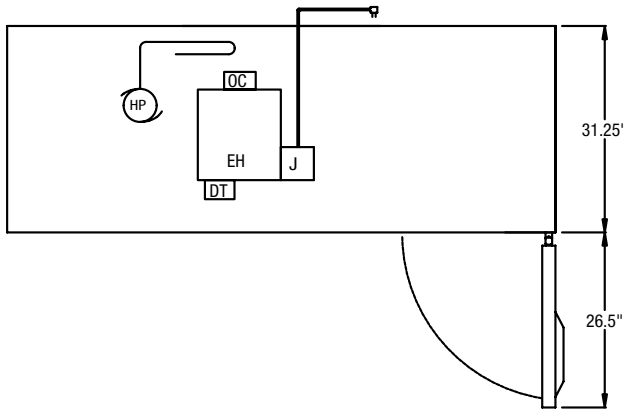
- Universal Tray Slides (set of two) Qty. \_\_\_\_\_ Sets \_\_\_\_\_
- 1/2 Doors  Solid Qty. \_\_\_\_\_ Location \_\_\_\_\_
- 6" Legs
- Extra Interior Shelves Qty. \_\_\_\_\_  
(maximum of (23) or (20) additional on 1.5" centers-leaves 1" clear)
- Finished Back
- Export Voltage(s) Specify Voltage \_\_\_\_\_
- Prison Package
- Blade Locks in Lieu of Cylinder Locks

### Refrigeration Type (Add Suffix "R"):

- Remote

\*XXXX=Signifies customer specific model, consult factory





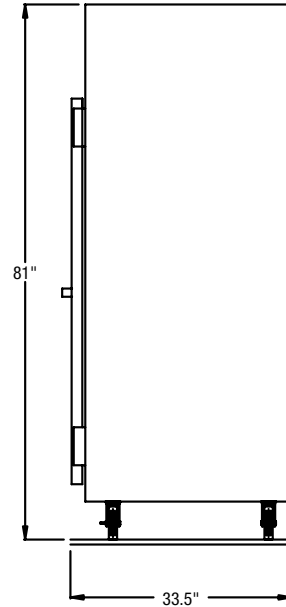
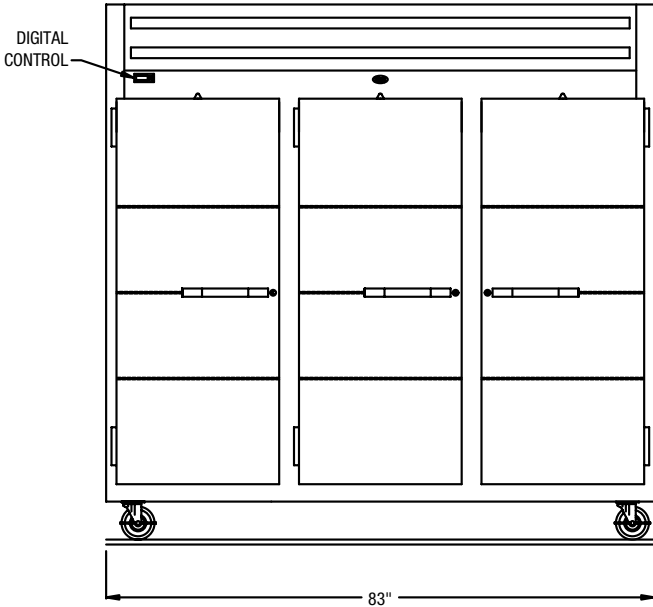
**LEGEND FOR MODEL # 2030F**  
5060 BTU/Hr

**HP** 1.0hp COMPRESSOR

**J** JUNCTION BOX  
120/208V/60Hz/1Ph  
9.7 Amps  
9' LONG CORD SET  
(NEMA 14-20P)

**EH** EVAPORATOR HOUSING  
**DT** DEFROST TIMER  
**OC** CONDENSATE DRAIN 1/2"

HOT GAS  
CONDENSATE  
EVAPORATOR



**TRAYSLIDE CAPACITIES**

**Universal Pan Slides .... Model....RIUNIVPS** - set of two.

For 12 x 20 food pans or 18 x 26 sheet pans.

Maximum capacity of 12" x 20" food pans per full height section:

(6) 6" deep pans, (8) 4" deep pans, (18) 2" deep pans.

Maximum capacity of 18" x 26" sheet pans with 2" spacing is (22).

**FOR REMOTE MODELS**

Use same specifications as self-contained model except for:

Model No.	Rec. H.P.	Rec. BTU/Hr.	Amp.	Ship Wt.
2030FR solid door		Consult Factory		790

Note: All remote Reach-Income standard on 6" legs in lieu of casters.

**SELF-CONTAINED THREE SECTION FREEZER**

Model	L	D	H	Doors	Cu./Ft.	Shelves	Shelves Sq. Ft.	HP	Volt	Amps	NEMA	BTU Rating	Ship Wt.
2030F solid door	83"	33 1/2"	81.25"	3	71.83	9	39	1	120/208-230	9.7	14-20P	5060*	840

\* Based on 90°F ambient and -10° evaporator.

