



# Reach-In Double Glass Door Refrigerator models 2021

### Description:

Randell Series 2000 Reach-In are built for years of efficient, high performance service. The top mounted, expansion valve refrigeration system offers the highest, most consistent performance available while maximizing usable interior space.

### Specifications:

**CABINET EXTERIOR:** Cabinet body is constructed of all metal, inside & out. The top, bottom, & back are galvanized steel. Front and sides are available in finishes as listed above. Doors and louver are removable without tools. Unit on 6" casters, front two are locking.

**CABINET INTERIOR:** Interior of cabinet is fully covered to meet N.S.F. standard #7. The interior walls, ceiling and door liner are available in either stainless steel or anodized aluminum as listed above. Foamed in place, CFC free urethane insulation. Snap-in A.B.S. breaker strips.

**DOORS:** Glass front with either anodized aluminum or stainless steel liner, mounted on heavy duty cam lift hinges with automatic light switch, heavy duty chrome handle, cylinder door lock.

**REFRIGERATION:** Top mounted condensing unit and evaporator coil, expansion valve system with thermostatic control, factory tested and balanced to maintain 38° F. average interior temperature utilizing CFC free 134a refrigerant. Evaporator coil is coated to resist corrosion. Unit supplied with master on/off switch and 8' cord and plug. Access to service points without tools is standard.

### Finishes:

- Standard Series** Louver: Stainless steel.  
Exterior Sides: Anodized aluminum. Interior: Anodized aluminum
- E Series (Add Suffix "E")** Cabinet interior, exterior sides and fronts stainless steel.

### Standard Features:

- Expansion Valve
- Exterior LED Temperature Display
- Top mounted Compressor & Evaporator Coil
- C.F.C. Free R-134a Refrigerant
- Efficient Hot Gas Condensate Evaporator

model 2020 shown



### Standard Features Continued:

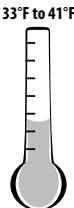
- Automatic Defrost
- 8' Cord & Plug
- Main Power Supply Switch
- Self-Closing Cam Lift Hinges with 120° Open Feature (Lifetime Warranty)
- Automatic Interior Light on door
- 6" Casters - Factory Mounted (Front two Locking)
- Cylinder Door Locks
- Fully Coved Interior Meeting N.S.F. Standard #7
- Polyurethane Insulation
- 3 Baked Epoxy Coated Wire Shelves Per Section With Stainless Steel Support Clips (Adjustable every 1")
- Snap-In Magnetic Door Gaskets

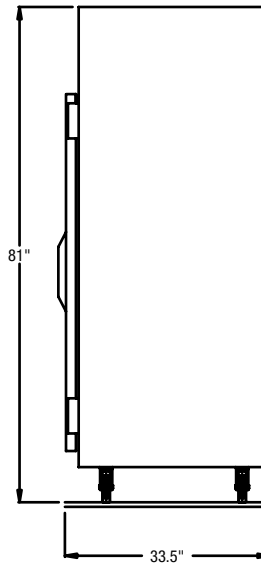
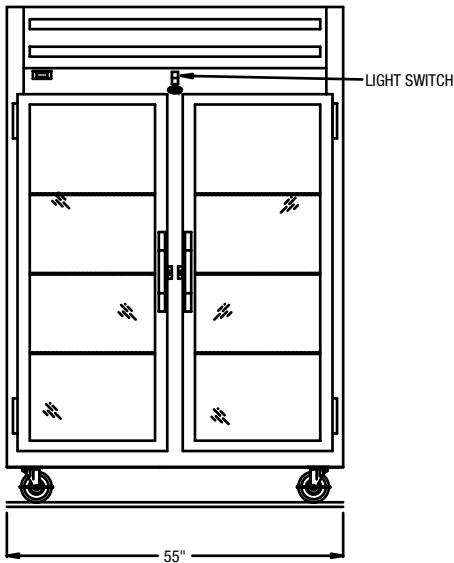
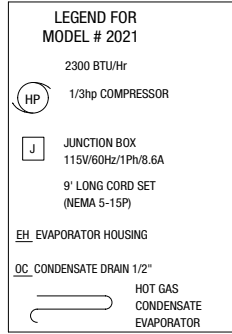
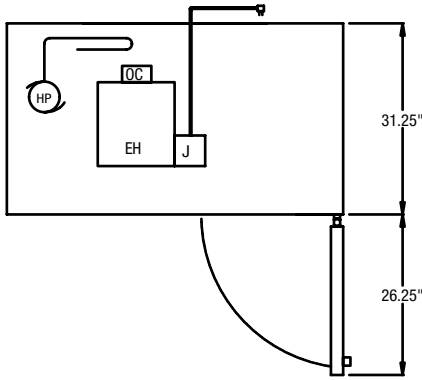
### Options & Accessories:

- Universal Tray Slides (set of two) Qty. \_\_\_\_\_ Sets \_\_\_\_\_
- 1/2 Doors Qty. \_\_\_\_\_ Location \_\_\_\_\_
- 6" Legs
- Extra Interior Shelves Qty. \_\_\_\_\_  
(maximum of (23) or (20) additional on 1.5" centers-leaves 1" clear)
- Finished Back
- Export Voltage(s) Specify Voltage \_\_\_\_\_
- Prison Package

### Refrigeration Type (Add Suffix "R"):

- Remote





**TRAYSLIDE CAPACITIES**

**Universal Pan Slides .... Model....RIUNIVPS** - set of two.  
For 12 x 20 food pans or 18 x 26 sheet pans.

Maximum capacity of 12" x 20" food pans per full height section:  
(6) 6" deep pans, (8) 4" deep pans, (18) 2" deep pans.

Maximum capacity of 18" x 26" sheet pans with 2" spacing is (22).

**FOR REMOTE MODELS**

Use same specifications as self-contained models except for:

| Model No.        | Rec. H.P. | Rec. BTU/Hr. | Amps. | Ship Wt. |
|------------------|-----------|--------------|-------|----------|
| 2021R glass door | 1/3       | 2300         | 5     | 545      |

Note: All remote Reach-Income standard on 6" legs in lieu of casters.

**SELF-CONTAINED SINGLE SECTION REFRIGERATORS**

| Model           | L   | D       | H      | Doors | Cu./Ft. | Shelves | Shelves Sq. Ft. | HP  | Volt     | Amps | NEMA  | BTU Rating | Ship Wt. |
|-----------------|-----|---------|--------|-------|---------|---------|-----------------|-----|----------|------|-------|------------|----------|
| 2021 glass door | 55" | 33 1/2" | 81.25" | 2     | 46.08   | 6       | 26              | 1/3 | 115/60/1 | 8.6  | 5-15P | 2300*      | 595      |

\*Based on 90° ambient and -10° evaporator.

