



Reach-In Double Door Freezer models 2020F

model 2020F 2020FE 2020FEM 2020FM 2020FEM-XXXX* 2020FM-XXXX*

Description:

Randell Series 2000 Reach-In are built for years of efficient, high performance service. The top mounted, expansion valve refrigeration system offers the highest, most consistent performance available while maximizing usable interior space.

Specifications:

CABINET EXTERIOR: Cabinet body is constructed of all metal, inside & out. The top, bottom, & back are galvanized steel. Front and sides are available in finishes as listed above. Doors and louver are stainless steel and are removable without tools. Unit on 6" casters, front two are locking.

CABINET INTERIOR: Interior of cabinet is fully covered to meet N.S.F. standard #7. The interior walls, ceiling and door liner are available in either stainless steel or anodized aluminum as listed above. Foamed in place, CFC free urethane insulation. Snap-in A.B.S. breaker strips allow access to condensate heater wires.

DOORS: Stainless steel front with either anodized aluminum or stainless steel liner, mounted on heavy duty cam lift hinges with automatic light switch, heavy duty chrome handle, cylinder door lock.

REFRIGERATION: Top mounted condensing unit and evaporator coil, expansion valve system with pressure control, factory tested and balanced to maintain (0° F. to -5° F.) average interior temperature utilizing CFC free 404a refrigerant. Evaporator coil is coated to resist corrosion. Unit supplied with master on/off switch and 8' cord and plug. Access to service points without tools is standard. Provided with full automatic coil defrost with programmable timer and safety switches.

Finishes:

- Standard Series** Doors/Louwer: Stainless steel.
Exterior Sides: Anodized aluminum. Interior: Anodized aluminum
- E Series (Add Suffix "E")** Cabinet interior, exterior sides, fronts, and doors stainless steel.

Standard Features:

- Expansion Valve
- Digital Control
- Exterior LED Temperature Display
- Top mounted Compressor & Evaporator Coil

model 2020F shown



Standard Features Continued:

- C.F.C. Free R-404a Refrigerant

Options & Accessories (Add Suffix "M"):

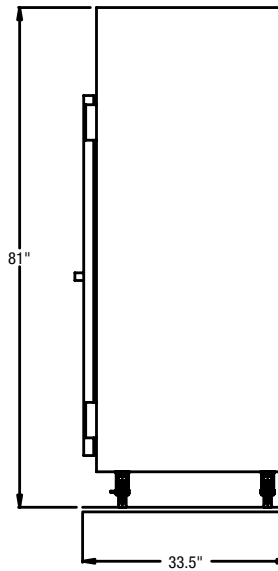
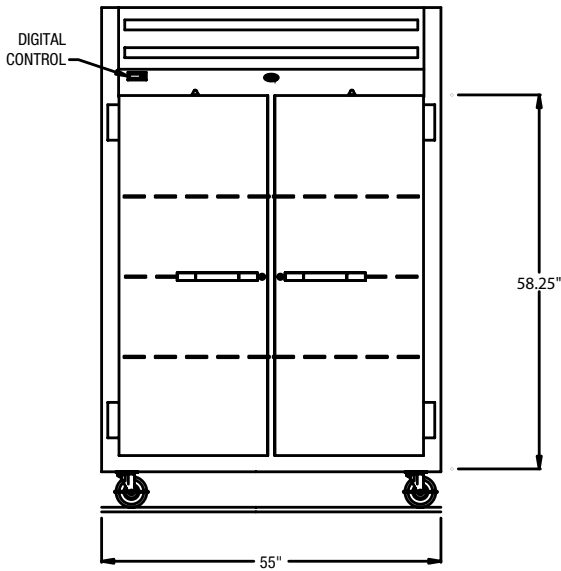
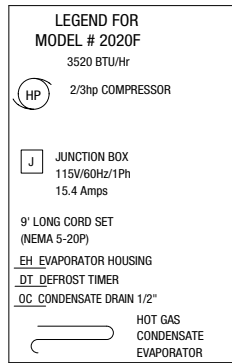
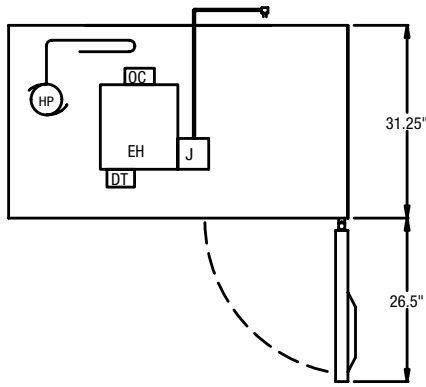
- Universal Tray Slides (set of two) Qty. _____ Sets _____
- 1/2 Doors Solid Qty. _____ Location _____
- 6" Legs
- Extra Interior Shelves Qty. _____
(maximum of (23) or (20) additional on 1.5" centers-leaves 1" clear)
- Finished Back
- Export Voltage(s) Specify Voltage _____
- Prison Package
- Blade Locks in Lieu of Cylinder Locks

Refrigeration Type (Add Suffix "R"):

- Remote

*XXXX=Signifies customer specific model, consult factory

0°F to -5°F
some models available for -10°F applications, consult factory



TRAYSLIDE CAPACITIES

Universal Pan Slides Model....RIUNIVPS - set of two.
For 12 x 20 food pans or 18 x 26 sheet pans.

Maximum capacity of 12" x 20" food pans per full height section:
(6) 6" deep pans, (8) 4" deep pans, (18) 2" deep pans.

Maximum capacity of 18" x 26" sheet pans with 2" spacing is (22).

FOR REMOTE MODELS

Use same specifications as self-contained models except for:

Model No.	Rec. H.P.	Rec. BTU/Hr.	Amp.	Ship Wt.
2020FR solid door	3/4	3520	9	570

Note: All remote Reach-Income standard on 6" legs in lieu of casters.

SELF-CONTAINED SINGLE SECTION FREEZERS

Model	L	D	H	Doors	Cu./Ft.	Shelves	Shelves Sq. Ft.	HP	Volt	Amps	NEMA	BTU Rating	Ship Wt.
2020F solid door	55"	33 1/2"	81.25"	2	46.08	6	26	2/3	115/60/1	15.4	5-20P	3520*	620

*Based on 90° ambient and -10° evaporator.

