

PTR

800-523-3654

BALER & COMPACTOR

www.ptrco.com

Self-Contained Compactors

Totally



Listed!



**PROFESSIONALLY
ENGINEERED FOR:**


- Supermarkets
- Malls
- Restaurants
- Hospitals
- Food Processors
- Retail Supercenters

PTR

Packaging - Processing
Bid on Equipment
1-847-683-7720
www.bid-on-equipment.com

The PTR Pak-Tite (PT) S

- Fire Hose Connection
- Peaked Container Roof increases Water Runoff for Longer Life
- **Clean Flush System:** 750 Gallon Liquid Sump with **Trash Flow** Design
- Removable Access Covers for Preventive Maintenance
- Heavy Duty Structural Steel design with Side Channel Reinforcement
- Dual or Single Cylinder Design Available



PTR's Remote Power Pak is standard with a power unit cover and remote station for easy operation. Designed to allow quick pick-up, the unit is standard with quick Hydraulic and Electrical disconnects which allows the hauler to quickly load the unit.



Positive Triple Action Locking Mechanism assures consistently square door/container fit.



Remote Pendant Station features a keyed on/off switch and is enclosed in a weather-proof NEMA 4 enclosure.

Packaging - Processing
Bid on Equipment
1-847-683-7720
www.bid-on-equipment.com

RELIABILITY • EXP

Advantage Series Compactors

Totally



Listed!

Total U.L. Approval On the Entire Compactor

Sure-Tite™ Liquid Retention System Eliminates Leakage:



Xtra Welding:
Continuously Welded Inside & Outside of Container

Heavy Duty Door with Full Door Seal Standard

Heavy Duty Container Sides & Charge Box Construction

Specially Designed T-Seal


Concave Bubble Gate Trashmaster Door

Positive Triple-Action Locking Mechanism


The Clean Flush Sump System with Trash Flow coordination is designed to allow liquid to exit the area behind the platen. The liquid discharges at the landfill, in effect flushing the 750 gallon sump system.



Double End Pick-Up allows for easy loading from the front or rear end.



PTR's "T" seal is a specially designed composite ensuring a Sure-Tite Seal™ that is self-cleaning and provides a liquid-tight environment.



The Control Box is standard with full light, key start, emergency stop button & operational instructions.

PERIENCE • SERVICE

Packaging - Processing
Bid on Equipment
1-847-683-7720
www.bid-on-equipment.com

PTR Baler & Compactor Company

Quality! Performance! Durability!

PTR Baler & Compactor combines proven engineering design with experienced craftsmen to provide the finest Self-Contained Compactor in the industry.

PTR SELF-CONTAINED COMPACTORS ARE PROFESSIONALLY DESIGNED TO FEATURE:

- 12, 15, 20, 25, 30, 35 and 39 cubic yard capacities for application flexibility!
- Heavy-duty, structural steel with Side-Channel Reinforcement!
- Total U.L. approval on the entire compactor!
- Large charge box capacity to accommodate oversized materials!
- 4 ½" & 10" Heavy Duty wheels with Polymer option available!
- Octagonal container design for maximum compaction!
- Over 25 tons of packing force! Highest in the industry!
- Large 750 gallon "Clean Flush" sump featuring **Trash Flow** design to funnel excess liquid!
- Standard options to fit any application!



Sure-Tite™ Liquid Retention System: all units are continuously welded for complete liquid retention!



Concave Bubble Gate Trashmaster Door allows easier and more efficient compaction!

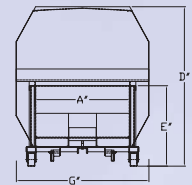


The Professor PC Control System provides extended compactor life!

SELF-CONTAINED

| Model | Capacity cu yd | (A x B x C) Chargebox W x L x D | (D) Overall height | (E) Feed height | (F) Overall length | (G) Overall width | Motor HP | Pump GPM | Cycle Time | Cylinder(s) bore | Operating Pressure | Force norm/max | RAM psi norm | Ram penetr. | Weight lbs |
|-----------|----------------|---------------------------------|--------------------|-----------------|--------------------|-------------------|----------|----------|------------|------------------|--------------------|----------------|--------------|-------------|------------|
| PT-120 | 1.0 | 50"x31"x23" | 90" | 42" | 179" | 96" | 5 | 6.5 | 45s | (2) 4" | 1750/2400 | 39,611/52,287 | 39.8 | 6" | 5,700 |
| PT-150 | 1.0 | 50"x31"x23" | 90" | 42" | 199" | 96" | 5 | 6.5 | 45s | (2) 4" | 1750/2400 | 39,611/52,287 | 39.8 | 6" | 6,336 |
| PT-200 | 1.0 | 50"x31"x23" | 90" | 42" | 230" | 96" | 5 | 6.5 | 45s | (2) 4" | 1750/2400 | 39,611/52,287 | 39.8 | 6" | 7,400 |
| PT-230 | 1.0 | 50"x31"x23" | 102" | 42" | 253" | 96" | 10 | 10.5 | 29s | (2) 4" | 2000/2400 | 39,856/52,611 | 40.0 | 6" | 8,150 |
| PT-235 | 1.0 | 50"x31"x23" | 102" | 42" | 286" | 96" | 10 | 10.5 | 29s | (2) 4" | 2000/2400 | 39,856/52,611 | 40.0 | 6" | 9,200 |
| PT-300 | 2.0 | 60"x41"x33" | 102" | 52" | 265" | 96" | 10 | 10.5 | 31s | (2) 4" | 2000/2400 | 42,708/51,250 | 23.8 | 6" | 10,500 |
| PT-301L | 1.5 | 60"x36"x33" | 102" | 52" | 284" | 96" | 10 | 10.5 | 33s | 5" | 2000/2400 | 39,265/47,000 | 21.8 | 6" | 9,375 |
| PT-302 | 2.0 | 60"x41"x33" | 102" | 52" | 291" | 96" | 10 | 10.5 | 55s | 6" | 2000/2400 | 56,548/67,858 | 31.4 | 6" | 10,875 |
| PT-330 | 1.5 | 60"x41"x22" | 102" | 40" | 265" | 96" | 10 | 10.5 | 31s | (2) 4" | 2000/2400 | 42,708/51,250 | 35.7 | 6" | 9,900 |
| PT-335 | 1.5 | 60"x41"x22" | 102" | 40" | 297" | 96" | 10 | 10.5 | 31s | (2) 4" | 2000/2400 | 42,708/51,250 | 35.7 | 6" | 11,100 |
| PT-350 | 2.0 | 60"x41"x33" | 102" | 52" | 297" | 96" | 10 | 10.5 | 31s | (2) 4" | 2000/2400 | 42,708/51,250 | 23.8 | 6" | 11,300 |
| PT-390 | 2.0 | 60"x41"x33" | 102" | 52" | 324" | 96" | 10 | 10.5 | 31s | (2) 4" | 2000/2400 | 42,708/51,250 | 23.8 | 6" | 12,100 |
| PT-402* | 2.5 | 60"x54"x33" | 102" | 52" | 313" | 96" | 15 | 15 | 44s | 6" | 2000/2400 | 56,548/67,858 | 31.4 | 4" | 11,700 |
| PT-430* | 2.5 | 60"x54"x33" | 102" | 52" | 284" | 96" | 10 | 10.5 | 57s | (2) 4.5" | 2000/2400 | 55,800/66,960 | 31.1 | 9" | 10,600 |
| PT-430HF* | 2.5 | 60"x54"x33" | 102" | 52" | 284" | 96" | 15 | 15 | 40s | (2) 4.5" | 2000/2400 | 55,800/66,960 | 31.1 | 9" | 10,700 |
| PT-435* | 2.5 | 60"x54"x33" | 102" | 52" | 316" | 96" | 10 | 10.5 | 57s | (2) 4.5" | 2000/2400 | 55,800/66,960 | 31.1 | 9" | 12,200 |
| PT-435HF* | 2.5 | 60"x54"x33" | 102" | 52" | 316" | 96" | 15 | 15 | 40s | (2) 4.5" | 2000/2400 | 55,800/66,960 | 31.1 | 9" | 12,300 |

*UL-approved electrics only



Distributed by:

NOTE: This equipment conforms to applicable ANSI Z245-2 Safety Standards. PTR Baler & Compactor Company reserves the right to modify or change specification as required for product improvement.



PTR Baler & Compactor Company • 2207 E Ontario St. • Philadelphia, PA 19134
215-533-5100 • (FAX) 215-533-8907 • 800-523-3654 • www.PTRCO.com

Packaging - Processing
Bid on Equipment
1-847-683-7720
www.bid-on-equipment.com