

PRELUDE

The Accuflow volumetric filling head consists of three basic units: fluid valve, liquid chamber and nozzle assembly, all of which are air controlled. This piston filling system has a simple displacement cylinder with a spring-loaded Teflon seal which provides leak-proof and accurate operation. There are no piston rings or grooves involved, and the need for a finely honed cylinder plus the rather heavy mechanical devices usually required to fill and discharge multiple pistons at high speeds, have been eliminated.


Accuflow filling heads may be employed on straight-line or rotary based machines and are entirely suitable for handling products of low and medium viscosities with a high degree of accuracy at top speeds.

In operation, the product flows from the main center supply, out to the fluid valve, over to the displacement chamber and then to the nozzle unit. Air controls the down movement of the displacement piston in the liquid chamber, and also controls the down stroke of the nozzle. As the displacement piston or cylinder reaches the bottom of its stroke, the nozzle closes automatically.

The liquid chamber is refilled by the action of an air valve. An air signal opens the fluid valve and the displacement cylinder starts upward drawing liquid into its chamber. At the end of each cylinder stroke, the fluid valve closes, and with the displacement piston in the up position, the fill cycle is ready to begin once more.



Aside from the outstanding advantages of an air controlled filling system over mechanical methods, Accuflow provides many other features:

APPLICATIONS.



Accuflow — one of seven machines that complete this motor oil turnkey installation. Other steps in the bottling operation include bottle sorting, capping, check-weighing, labeling, cartoning and palletizing.

An in-line Accuflow filler available in either a single or dual lane configuration. Can handle 1 oz. to 1 gallon containers at either 70 bpm or 120 pbm.



A 40 Head Accuflow close-coupled with a 12 Head Pneumacapper handling a liquid detergent.

Packaging - Processing
Bid on Equipment
1-847-683-7720
www.bid-on-equipment.com

SPECIFICATIONS

B Frame	HEADS	Container Limits									
		Maximum Fill Volume	Maximum Container Size (Round)	Maximum Container Size (Oval)	Minimum Container Size (Dia.)	Maximum Minimum Height	Speed (Subject to fill test)	Pitch			
B Frame	10	52.8 oz. 1.5 liters	7"	9¼" x 5⅞"	2½"	14"-2"	150/min.	12⅞"	1.5 liters 52.8 oz.	128 oz.	Same as to left.
	20	52.8 oz. 1.5 liters	6"	5⅞" x 3⅞"	1½"	14"-2"	300/min.	6⅝"	1.5 liters 52.8 oz.	64 oz.	
C Frame	16	172 oz. 5 liters	7"	3¼" x 5⅞"	2½"	14"-2½"	200/min.	12⅞"	172 oz.	172 oz.	Same as to left.
	20	172 oz. 5 liters	7"	7⅞" x 4¾"	2½"	14"-2½"	250/min.	10⅞"	172 oz.	172 oz.	
	24	108 oz. 3.2 liters	7"	6¾" x 4½"	2½"	14"-2½"	300/min.	8⅜"	108 oz.	172 oz.	
	28	73 oz. 2 liters	7"	6¾" x 4½"	2"	14"-2½"	350/min.	7⅞"	73 oz.	96 oz.	
	32	73 oz. 2 liters	6"	5⅞" x 3⅞"	1½"	14"-2½"	400/min.	6⅝"	73 oz.	96 oz.	
	40	37 oz. 1 liter	4½"	4" x 3½"	1½"	14"-2½"	500/min.	5½"	37 oz.	48 oz.	
D Frame	20	172 oz. 5 liters	7"	10" x 5"	2½"	14"-2½"	250/min.	12⅞"	172 oz.	172 oz.	Same as to left.
	30	172 oz. 5 liters	7"	7" x 4"	2½"	14"-2½"	375/min.	8⅜"	172 oz.	172 oz.	
	40	73 oz. 2 liters	6"	5⅞" x 3⅞"	1½"	14"-2½"	500/min.	6⅝"	73 oz.	96 oz.	
	50	37 oz. 1 liter	4½"	4½" x 1½"	1½"	14"-2½"	625/min.	5½"	37 oz.	48 oz.	
Maximum Pneumaflow volume subject to maximum size container that can be handled.						In some cases two-stage fill can be used to provide increased volume.					

