


Model RTL-MX Robotic Case Packer



Robotic case packing of product into RSC cases, trays or plastic containers.

The Pearson Model RTL-MX Robotic Case Packer is the answer for all of your case or tray packing needs. When it comes to case or tray packing, the RTL-MX offers the ultimate in flexibility and reliability. With fast, pre-programmed changeovers, customizable end-of-arm tooling and fully-interlocked guarding, the RTL-MX can easily and safely pack a variety of product styles into different pack patterns. Plus, as your needs change, the RTL-MX can change with you.

There are many different case handling options available for the RTL-MX and with its highly reliable multi-axis articulated arm robot, your product will be gently picked and accurately placed into shipping containers. Whether purchased by itself or as part of a complete end-of-line packaging system, including a Pearson case erector or tray former as well as a Pearson case sealer, the RTL-MX will provide years of reliable performance.

The RTL-MX offers the following features:

- **Flexibility to pack a variety of product and pack patterns**
- **Highly reliable robotic arm design with MTBF of over 60,000 hours**
- **Enclosed frame and fully interlocked safety guarding**
- **Small footprint minimizes plant floor usage**
- **Fast, pre-programmed changeovers**
- **Multiple infeed/discharge options**
- **Customizable end-of-arm tooling**

Like all Pearson products, the RTL-MX is backed by Pearson's experienced factory professionals as well as one of the largest teams of PMMI certified regional service technicians in the industry, available 24-hours a day, 7-days a week - worldwide.



Bottles in Trays

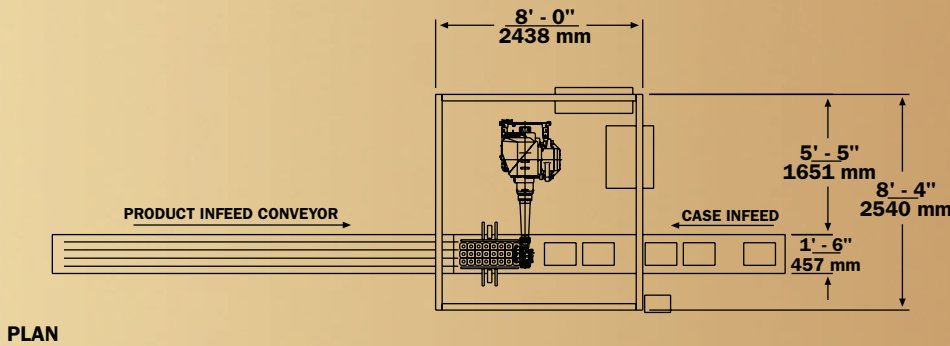


Cartons in Cases

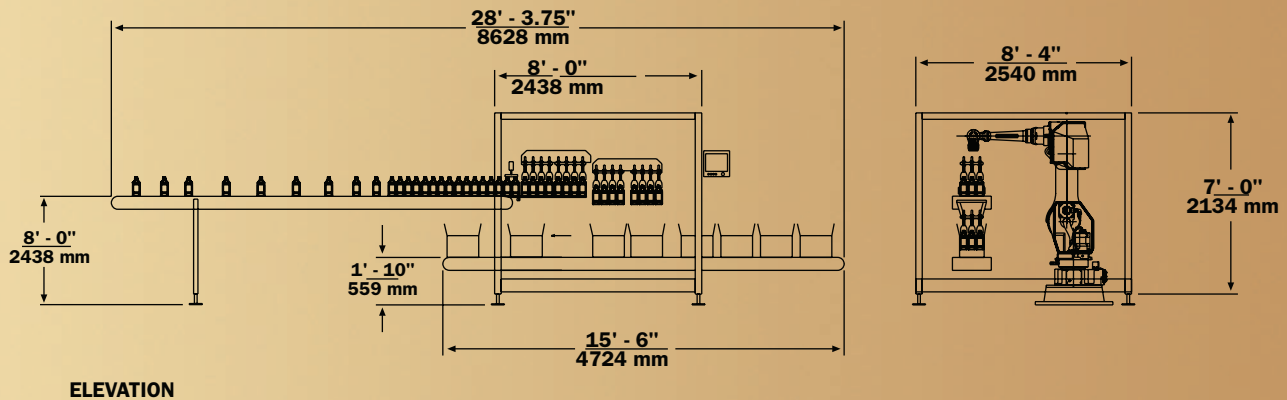


Flexible Package in Cases

Packaging - Processing
Bid on Equipment
1-847-683-7720



Please note: Drawing shown here is for conceptual purposes only. Dimensions are subject to change per specific project requirements.



UTILITY REQUIREMENTS RTL-MX

Electrical:

230/460V, 3-phase,
60 Hz Std.

Pneumatic:

Dependent on project requirements.

Shipping Weight:

Dependent on final configuration.

ERECTED CASE SIZE RANGES

Case size ranges, machine speeds and floorplan layout are dependent on specific project requirements. Contact Pearson for a quote based on your project requirements.

Pearson's Winning Formula!

- Flexibility to pack a variety of product and pack patterns
- Highly reliable robotic arm design with MTBF of over 60,000 hours
- Enclosed frame and fully interlocked safety guarding
- Small footprint minimizes plant floor usage
- Fast, pre-programmed changeovers
- Multiple infeed/discharge options
- Customizable end-of-arm tooling
- Largest team of PMMI certified regional service technicians in the industry, available 24-hours a day, 7-days a week - worldwide.

