

Model CS30-TE Inline Top & End Sealer



Top and end seal cases at speeds up to 30 cases per minute.

Pearson's CS30-TE Inline Top & End Sealer is designed to automatically close and seal partial overlapping top flaps of large meat cases, then fold and seal end tab extensions at rates up to 30 cpm.

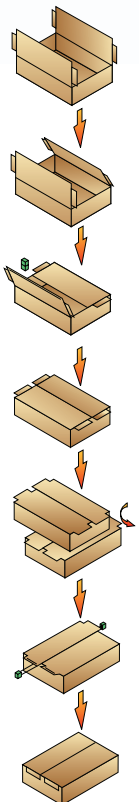
The automatic case centering and squaring feature permits random feeding of three different cases that are within the specified size range.

A "floating" tongue allows proper compression of overlapping flaps on under-packed cases. Additionally, a "floating" suspension system allows the tongue and compression belt assemblies to ride

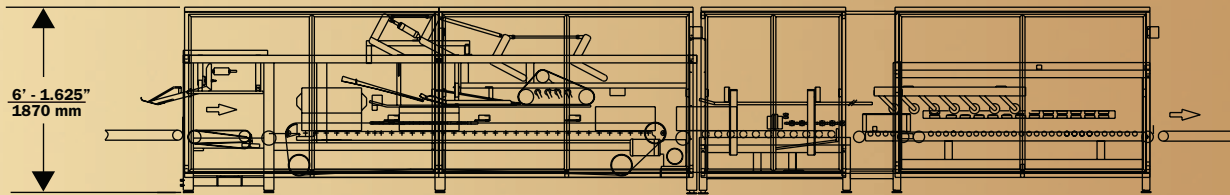
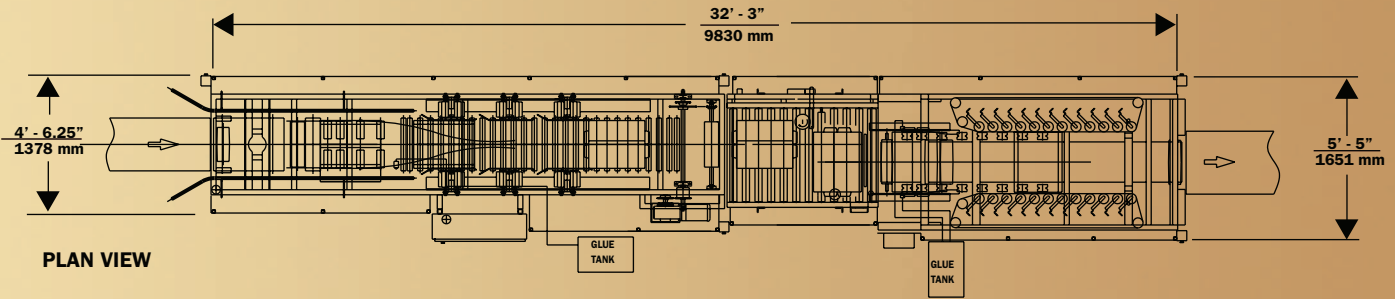
up and over cases that are over-packed.

The CS30-TE is capable of randomly sealing cases that have two lengths, two widths and two depths. The sliding guard door design allows for unrestricted access into the machine. An optional CS30-RTE right angle version is also available.

Like all Pearson products, the CS30-TE is backed by Pearson's experienced factory professionals as well as one of the largest teams of PMMI certified regional service technicians in the industry, available 24-hours a day, 7-days a week - worldwide.



Packaging - Processing
Bid on Equipment
1-847-683-7720
www.bid-on-equipment.com



ELEVATION VIEW

UTILITY REQUIREMENTS CS30-TE

Electrical:

230/460V, 3-phase,
60 Hz Std., 11.5 kVA

Pneumatic:

0.733 SCF/Cycle @ 80 PSI
(0.026 m³/cycle @ 551.2 KPa)

Shipping Weight:

11,620 lbs (5282 kg)

ERECTED CASE SIZE RANGES

LENGTH	20.5" – 25"	Maximum 3" (76 mm) difference between two sizes. With opt random length capability.
	521 – 635 mm	
WIDTH	15" – 20"	Maximum 3" (76 mm) difference between two sizes.
	381 – 508 mm	
DEPTH*	8" – 10.5"	Maximum 3" (76 mm) difference between two sizes.
	203 – 267 mm	

*The CS30-TE is capable of running random lengths and depths.

Pearson's Winning Formula!

- Allen-Bradley® PLC.
- 24 Volt DC controls.
- Two Nordson hot melt systems with digital temperature display, band monitoring and temperature setback.
- Nordson® reduced cavity glue heads.
- 15 kVA transformer and separate disconnect for glue system.
- Sealed case pass-through capability.
- Pivoting gate indexer.
- Floating tongue compression.
- Reverse powered turning post.
- Belted end tab compression.
- Sliding expanded metal guards with safety interlocks.
- Inventory control photoeye at discharge.
- UL® Listed Control Panel.
- Non lube air cylinders, carriages & bearings.
- Expert after-sale service and 24 hour technical support.

