

Moline Spiral Cooling Conveyor



Maximum cooling capacity within a compact framework.


Moline spiral cooling conveyors are built to efficiently cool large quantities of product within a compact framework. Constructed of stainless steel, the conveyor typically contains wire rod belting and incorporates automatic belt washing.

Both upward and downward traveling models are available: the upward traveling model contains a product infeed conveyor at the lower tier of the spiral and travels upward to the discharge -- the downward traveling model contains a product infeed at the top tier and the product travels downward to the discharge.

The low-tension, transfer-free design provides continual, reliable belt travel using endless belting. This design eliminates the need for transfers between turns and straight runs and assures uninterrupted product flow and air circulation.

Cooling conveyor size is determined by process requirements and customer specification.

The touch screen control panel provides quick process control and speed regulation at the touch of a button.



- **Belt washing station at infeed or discharge end.**
- **Belt travel direction options (upward traveling or downward traveling) available.**

Packaging - Processing
Bid on Equipment
1-847-683-7720
www.bid-on-equipment.com



Moline Machinery LLC

114 South Central Avenue • Duluth, Minnesota, USA, 55807
218-624-5734 (For after hours service, call 218-590-1987)
www.moline.com • sales@moline.com



Moline Spiral Cooling Conveyor

Features

- **Construction:**
Heavy-gauge stainless steel construction. Precision machined components.
- **Guards:**
Safety interlocked guards prevent access during operation.
- **Control Functions:**
Control functions are easily adjusted through the operator interface and control panel.
- **Safety System:**
Emergency stop systems are installed on the spiral in both electronic button style and pull-cable mechanisms.
- **Drive System:**
Chain driven at both the take-up area and the main drive.
- **Electrical System:**
Standard: 480 Volt, 60 Hertz, 3 Phase (other options available).
- **Grease Manifold:**
Centrally located grease manifold allows grease to be applied to conveyor bearings from one location.
- **Chain Oiling System:**
The drive chain is continuously oiled by a brush oiling system. The oil reservoir is mounted near the control panel.



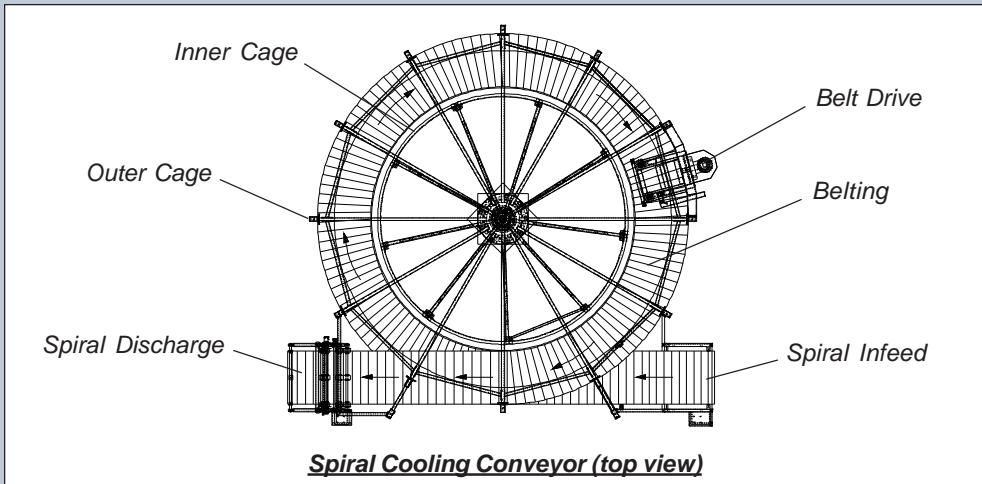
Conveyor Wire Rod Belting




Cable Emergency Stop System
Control Panel



Chain Oiler



Grease Manifold



Due to continuous product improvement, specifications are subject to change without notice.

Packaging - Processing
Bid on Equipment
 1-847-683-7720
www.bid-on-equipment.com