

# LIGHTNIN side entering mixers


## SXJ & SXJS Series




This series finds greatest use on storage tanks. The mixer sweeps the tank bottom, maintaining suspension for varying levels of stored materials.

Side entering mixers are also used where there simply isn't space for a top entering mixer.

Installed mixers are normally supported entirely by the tank mounting flange. If tank nozzle lacks sufficient strength and rigidity, tie rods or mixer support legs can be furnished.



Stuffing box includes 6 packing rings, lantern ring, grease fitting and adjustable packing gland. Shown here with optional shut-off device that lets you repack with a full tank.



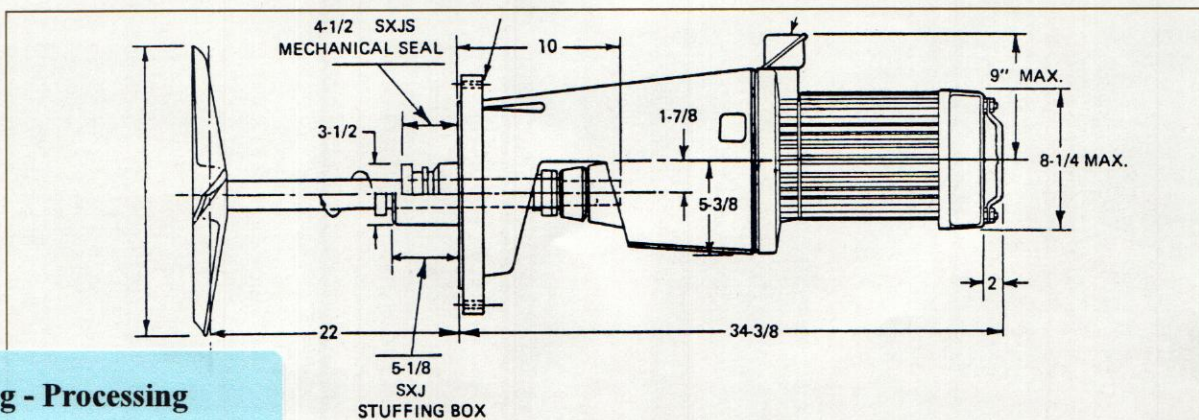
Mechanical seal provides most positive seal for sensitive processes, minimizes maintenance. Shown here with shut-off device so seal can be changed with a full tank.

Model	Approx Wgt Lbs
SXJ 174	215
SXJ 230	220
SXJ 350	225
SXJS 174	260
SXJS 230	270
SXJS 350	280

\*Impeller is sized to specific application.

\*\*8" series 150# standard ASA mounting flange. Bolt holes straddle centerline. Special flanges can be furnished to mate with larger openings, or adaptors provided to fit smaller openings.

Dimensions given in inches are for reference only. They will vary with motor selection.



**Packaging - Processing  
Bid on Equipment**

1-847-683-7720

www.bid-on-equipment.com

SIDE  
ENTERING