

LIGHTNIN high speed, high shear mixers

XD Series


FOR HIGH FLUID SHEAR.

Direct drive portables are preferred where high fluid shear is desirable and for small batch mixing.


Soft drink bottlers, for example, use high shear models for mixing syrup in quantities under 300 gallons, but go to high flow drives for larger volumes.

SIZE SELECTION.

Use us. Tell us the tank and the job to be done, and let us spec the mixer. We guarantee results.




For water treatment, direct drive portables provide high fluid shear to quickly make up solutions from dry chemicals.



For photo finishers, direct drive portables rapidly disperse and dissolve sensitive dry chemicals in water. The quick action prevents oxidation. Two impellers are used, positioned so the lower one only mixes 75 gallons, while both impellers mix 150 gallons.

IMPELLER SELECTION.

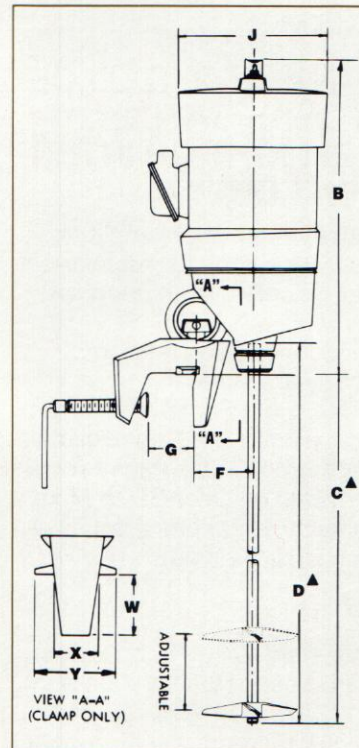
Choose from any of three turbines for your application: R100 high shear, moderate pumping; R500 (dispenser) highest shear, low pumping impeller suitable for disperser application or pick up of agglomerates; A310 moderate shear, high pumping. (Unless specified, A310 will be provided on XD Series.)



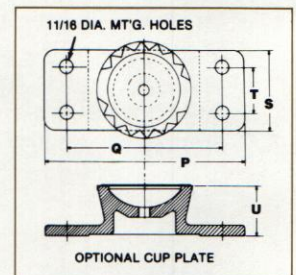
HIGH SPEED, HIGH SHEAR DIRECT DRIVES

Model	HP	Max. Wt. Lbs.	B	C [▲]	D [▲]	F	G	J	P	Q	S	T	U	W	X	Y
XD30	.30	54	20	31 ¹ / ₄	36	4	3	8 ¹ / ₂	9	7	3 ¹ / ₂	2	2 ¹ / ₄	3 ¹ / ₈	2 ³ / ₈	5 ³ / ₁₆
XD43	.43	59														
XD87	.87	82	21 ¹ / ₄	42 ¹ / ₂	48	4	3 ³ / ₄	8 ¹ / ₂	10	8 ¹ / ₂	3 ⁵ / ₈	2	2 ⁷ / ₁₆	3 ¹ / ₂	2 ⁷ / ₈	5 ³ / ₄
XD117	1.17	87	23 ³ / ₈													
XD174	1.74	111	23 ³ / ₈	54	60	5	3 ³ / ₄	10 ⁷ / ₈	10	8 ¹ / ₂	4	2 ¹ / ₂	2 ¹⁵ / ₁₆	4 ³ / ₈	3 ¹ / ₄	6 ⁷ / ₈
XD230	2.30	121	24 ³ / ₄													

▲ Dimensions C and D reflect standard lengths provided unless otherwise specified.
All dimensions in inches



Mixer Housing—Aluminum*
Chuck or Rigid Coupling—Electroless nickel plated steel or steel rigid coupling. Both are available in 316SS as an option.
Clamp—Aluminum*
Shaft and Impellers—Steel, Type 316 stainless. Also available in any wrought commercial alloys and with coverings of such materials as rubber, PVC, polymers and fluorocarbons.
Paint—Styrenated alkyd enamel, 400 hours minimum salt spray resistance. Electroless nickel plated finish optional.
 *Other materials available



Packaging - Processing
Bid on Equipment
 1-847-683-7720
www.bid-on-equipment.com

Motor and shaft are coupled directly with pilot and keyway for accurate alignment and positive connection. Standard motors are DURA-MIX, totally enclosed or explosion-proof. See page 24.

CLAMP MOUNT