

MGS


®



RCS

HORIZONTAL INDEXING CARTONER

THE
ECONOMICAL
CHOICE



Model **RCS-150**

FEATURES & BENEFITS:

- 8' x 4' base machine footprint is **among the smallest in the industry.**
- Modular design handles carton setup and manual load, semi and fully automatic loading applications at **up to 60 cpm on the same low cost machinery platform.**
- MGS pre-engineered cartoning infeed systems can accept and orient incoming products at speeds in excess of 300 ppm **to fully automate the cartoning process.**
- Positive vacuum feed carton setup assembly **insures positive carton setups every time.**
- Servo or mechanically driven load pusher **provides accuracy, reliability and faster response times.**
- Servo driven indexing motion carton conveyor system is **easy to access and maintain, uses fewer parts, reduces maintenance requirements and provides accuracy and precise machine movement.**
- Heavy-duty welded frame and ball bearings on all drive shafts **provides reliability and ruggedness for 24/7 performance requirements.**
- Screw adjustable carton width and depth adjustments, and the addition of digital readouts, scales and pointers, **support quick, repeatable product changeovers.**
- Push button control panel is **simple to operate.**
- 1' floor clearance beneath the RCS **provides ample space for sanitation work.**
- Guarding package executed for **easy access and to enhance vision lines throughout the entire machine.**
- Built in accordance with ANSI/PMMA B155.1 safety standards. cGMP and CE friendly design.

SPECIFICATIONS

Packaging - Processing

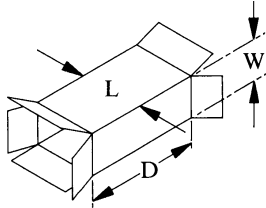
Bid on Equipment

1-847-683-7720

www.bid-on-equipment.com

SPECIFICATIONS

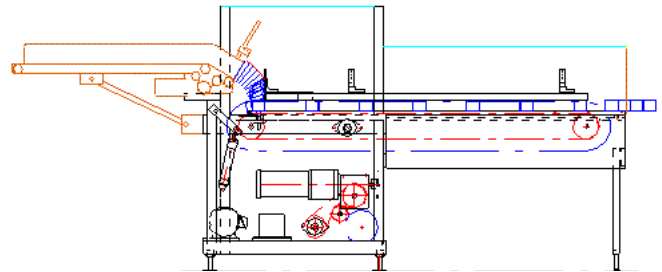
RCS HORIZONTAL INDEXING CARTONER



CARTONS	L	W	D	SPEEDS
Minimum	1 in	.625 in	2.25 in	
Maximum	10 in	4 in	14 in	Up to 60 CPM

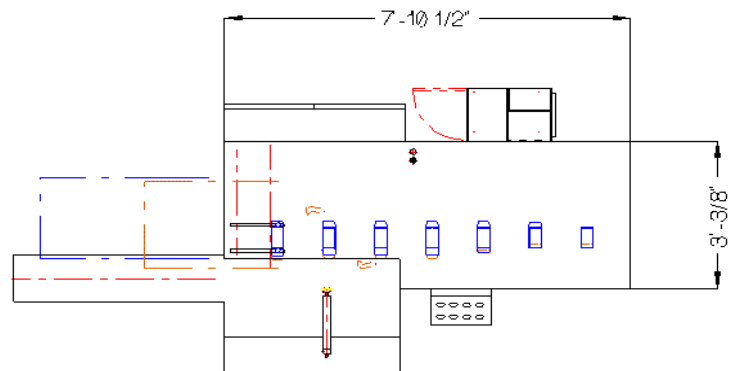
CARTON STYLES:

- Reverse Tuck
- Straight Tuck
- Economy End Glue
- Full Flap End Glue
- Sleeves
- Combination Flap Closures



BASE MACHINE:

- **Product Handling** Manual load
- **Magazine** 30" inclined
- **Carton Setup** Reciprocating vacuum arm style
- **Carton Conveyor** Flighted chain conveyor
- **Carton Closing** Hot melt adhesive or tuck style
- **Operator Interface** Standard push button panel
- **Main Drive** Servo motor
- **Guarding** Low profile lexan upper guards and painted sheet metal lower guards
- **Frame** Welded and bolted bar stock, painted (Steel-It)
- **Power** 230/460 VAC, 3 Phase (with disconnect), 60 Hz
- **Air** 15-25 SCFM @ 80 PSI, depending on application



OPTIONAL FEATURES:

- Automatic Product Handling & Infeed Systems
- 48" Powered Magazine
- Servo Driven Load Pusher
- Cluster Lubrication
- Bar Code Verification Systems
- Coding and Labeling Systems
- Swing Arm Control Panel
- Touchscreen HMI
- Stainless Steel Guarding
- Special paint
- Casters
- Spare Parts Kit



763/425.8808 ■ www.mgsmachine.com