

Packaging - Processing Bid on Equipment




1-847-683-7720

www.bid-on-equipment.com

Labeling Systems

The Label-Aire® line of advanced high speed inline and rotary labeling systems make labeling easier and faster... helping you save money in the long run.

Whether your needs require the open-frame 6115 or Inline Series 6000, our cabinet-based Inline Series 9000, or our Rotary Series 9000 labeling system, they all offer speed, accuracy, and ease of use, plus Label-Aire's legendary reliability. This translates into lower operating costs and increased productivity for your business.



	6115 Wraparound	Inline Series 6000	Inline Series 9000	Rotary Series 9000
Standard Features Legend <ul style="list-style-type: none"> ● 24/7 operation ● 3100 Series Applicators ● Single feedscrew ● Variable speed conveyor ● Small footprint ● Automatic Speed Following (ASF) ● Pedestal-mounted control panel ● Swing arm digital control panel ● Rotating digital control panel ● Cabinet-based construction ● Open-frame construction 	Options Legend <ul style="list-style-type: none"> ■ Single or dual feedscrews ■ Airfill capability ■ Product orientation ■ ASF ■ Top trap hold down ■ Metering wheel, wrap belt, secondary impressors ■ Swing arm digital control panel ■ Chain aligner ■ Strobe signals¹ ■ Zero Down Time Labeling ■ Various conveyor lengths 			
Labeling Capability Legend <ul style="list-style-type: none"> ▲ Full-, partial wrap labeling ▲ Front/back labeling ▲ Multi-panel labeling ▲ Top labeling ▲ Neck labeling ▲ Triangular labeling ▲ Safety seal (tamper-evident) ▲ Neck-on oval, semi-oval labeling 	6115 Wraparound The economical full- and partial-wrap labeling solution. The rugged 6115 Wraparound is the easy and affordable way to accurately label your products at moderate speeds. Perfect for high-volume, multi-shift operations, the 6115 features a smooth-running variable speed conveyor that can run at speeds up to 1,000 inches (2,540 cm) per minute plus the ability to run smaller products. Like all our labeling systems, the 6115 Wraparound is compatible with our 3100 Series Primary Applicators to make labeling even easier.	Inline Series 6000 The ultimate open-frame labeling system. The versatile Inline Series 6000 is designed to make inline labeling both easier and faster saving you money in the long run. Highly customizable, the Inline 6000 comes in a wide array of conveyor lengths and labeling configurations plus offers a variety of options ensuring the perfect labeling system for your specific application. The Inline Series 6000 is built to meticulous standards and operates seamlessly 7 days a week, 24 hours a day. Put the latest in labeling technology to work for you all day, every day.	Inline Series 9000 Rugged good looks and rugged cabinet-based construction. The powerful Inline Series 9000 is designed to easily fit into your high speed production line. Primarily designed for high-volume, heavy-duty work, the tough Inline 9000 can operate seamlessly in the most hostile environments. The 9000's optional airfill capability allows you to label the container prior to filling while its optional zero downtime labeling capability reduces costly interruptions. With conveyor speeds up to 2,000 inches (5,080 cm) per minute, the availability of Label-Aire's New Generation Labeling Technology, plus a menu of additional options, the Inline Series 9000 is the perfect fit.	Rotary Series 9000 The advanced rotary labeling solution. The Rotary Series 9000 is designed to be highly-configurable and be able to handle the most difficult labeling applications with ease. The Rotary 9000's innovative tool-less change parts and available New Generation Labeling Technology make maintenance and operation a breeze. Configurations range from 4 to 40 stations with up to six applicators coupled with airfill and product orientation capabilities. This means labels can be applied to a wide variety of container shapes and sizes. You can count on the Rotary Series 9000 to give you more in a labeling system.
Standard Features:	● ● ● ● ● ● ● ●	● ● ● ● ● ● ● ●	● ● ● ● ● ● ● ●	● ● ● ● ● ● ● ●
Line Speed:	Up to 1,000* (2,540 cm) per minute	Up to 1,200* (3,048 cm) per minute	Up to 1,500* (3,810 cm) per minute Up to 2,000* (5,080 cm) per minute (optional)	Up to 600 cpm per minute
Labeling Capability:	▲	▲ ▲ ▲ ▲ ▲ ▲	▲ ▲ ▲ ▲ ▲ ▲	▲ ▲ ▲ ▲ ▲ ▲ ▲ ▲
Label Placement Accuracy:	Up to +/- 1/32" (.8 mm)	Up to +/- 1/32" (.8 mm)	Up to +/- 1/32" (.8 mm)	Up to +/- 1/32" (.8 mm)
Options:	■ ■	■ ■ ■ ■ ■ ■ ■ ■	■ ■ ■ ■ ■ ■ ■ ■	■ ■ ■ ■ ■ ■ ■ ■

1. "Low label" and "out of labels"

Consult factory for additional options.