

KRONES RotoCheck

Rotary full bottle inspector



 **KRONES**

Safety: more than an easy feeling

KRONES RotoCheck

Even if, according to a saying, broken glass brings good luck: We don't want it in beverages. RotoCheck ensures maximum safety for your products. The full bottle inspector checks the contents of filled and closed bottles for undesired particles, reliably detecting even flat glass fragments. Combine the RotoCheck with the KRONES Checkmat for fill level and cap inspection, and you will obtain a filling result with zero fault tolerance.

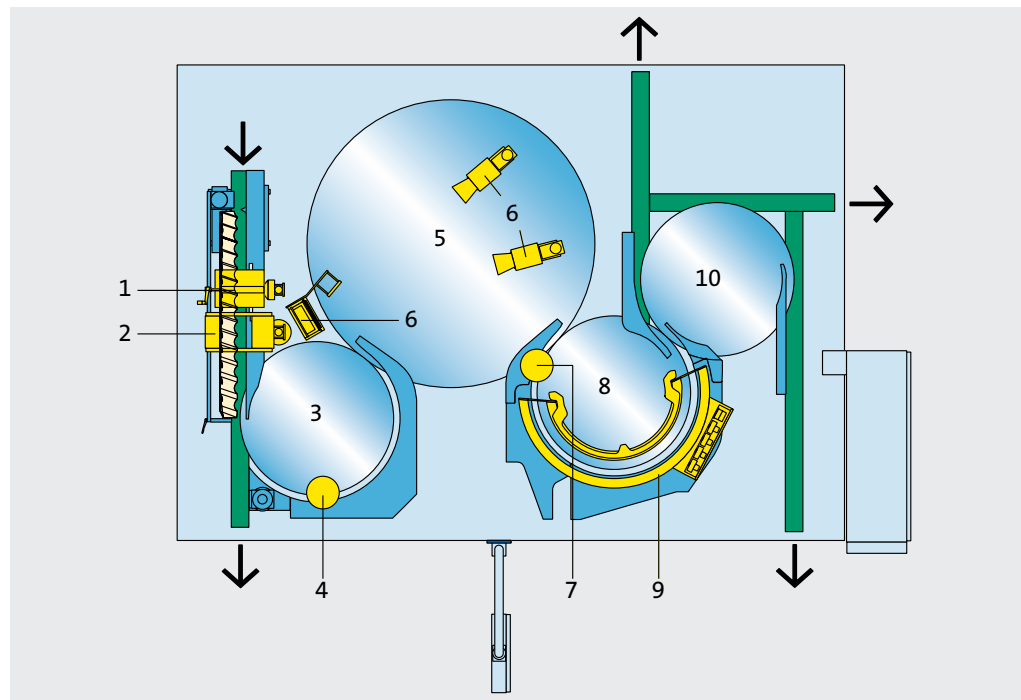


Method of operation

The RotoCheck's bottle infeed can be equipped with a cap inspection unit. This optional device checks the cap design and detects slanted caps. Faulty bottles are rejected right at the infeed. Before the bottles are fixed on the container plates, nozzles blow away lubricant and foam residues from the container bases.

For the inspection process, servomotors rotate the containers with 600 revolutions per minute. After an abrupt stop, possible foreign particles continue to spin in the product. The bottles are blown off once more. Then, cameras positioned underneath the bottle base record the movement of the particles in an image sequence. RotoCheck eliminates faulty bottles on up to two conveyors.

If required, the inspector can also be equipped with a suspended matter detection unit for spotting foreign particles floating in the beverage.



- 1 Slanted cap detection
- 2 Cap design detection
- 3 Infeed starwheel
- 4 Base blower 1
- 5 Container table
- 6 Suspended matter detection unit
- 7 Base blower 2
- 8 Inspection starwheel
- 9 Particle detection
- 10 Discharge/distribution starwheel

Application

Inspection of filled and closed non-returnable and returnable bottles with a diameter of up to 100 mm and a height of up to 350 mm

Output range

- 12,000 – 72,000 containers/h
- Detects glass fragments from a size of 0.5 x 0.5 x 0.5 mm onward

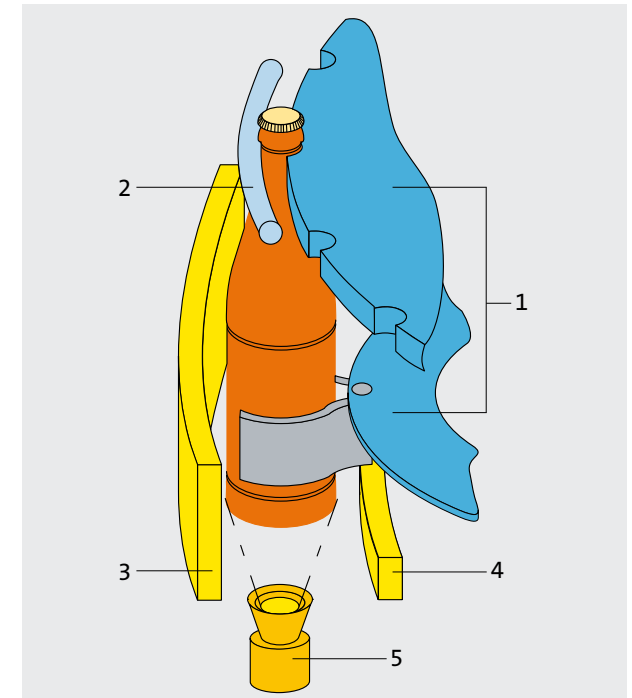
Design features

- Machine design with two bottle carousels
- Centring bells fasten the containers on the bottle table
- Servodrive with one motor for three bottle plates
- Neck handling and body clamps guide the bottles in the inspection carousel.
- Semiautomatic bottle carousel and inspection starwheel height adjustment
- Illumination of bottles in the inspection starwheel through LED light alley
- Bottle rejection on up to two lanes



Additional equipment

- Detection of cap design
- Slanted cap detection
- Suspended matter detection unit



Bottle guidance during particle detection

- 1 Clamping starwheel
- 2 Guide belt
- 3 Outer LED light alley
- 4 Inner LED light alley
- 5 CCD camera

Operation and change-over

KRONES RotoCheck




Screen

- 15" touch-screen
- Displays and explains all operating data.
- Display of all camera images for adjustments and monitoring
- Secure access to user interface via individual passwords - optional as number code or with coded transponders
- Different access levels for individual operators depending on the assigned authorisation



Change-over

- The clamping starwheels need to be replaced only if the container diameter difference exceeds 20 mm.
- Height-adjustable machine head for easy handling.
- The height of the bottle carousel and the inspection starwheel is adjusted semi automatically.



Your advantages

KRONES RotoCheck

■ Maximum safety

With RotoCheck, you obtain maximum product safety and quality. You avoid claims and protect your product's brand value.

■ Detection of the smallest foreign objects.

The highly precise control system reliably detects flat glass fragments, organic foreign objects, as well as aluminium and plastic particles.

■ Easy operation and maintenance

RotoCheck is conveniently operated on a touch-screen. Change-over to different container types is extremely quick: Little action is required to get the RotoCheck back into operation.

■ Performance

RotoCheck inspects up to 72,000 containers per hour, thanks to the proven rotary machine principle and dynamic servo drives.

■ Uniform operating concept

All KRONES inspectors and monitoring units are equipped with a uniform operating concept for maximum user friendliness.

■ Remote diagnostics and maintenance via teleservice

The KRONES teleservice provides specialist consultancy and service around the clock. If required, a KRONES technician can access your inspector via a secured data line. This way, parameter settings, software updates and malfunction analyses can be performed cost-efficiently and quickly.

The light corridor in the inspection star-wheel illuminates the bottles.

