

PRESS SIDE GRANULATORS




Models 68 SPL, 912 SIL, 1116 SPL and 1120 SIL

Upright, general purpose granulators designed for maximum versatility and user convenience.

POLYMER SYSTEMS

Quiet Granulators Designed For Easy Access And Simple, Closed Loop Automation.

Packaging - Processing
Bid on Equipment
1-847-683-7720
www.bid-on-equipment.com



SIL model, with the industry's only field-installable soundproofing enclosure reduces noise levels to below 80 dbA while still providing easy access for cleaning and servicing.



Optional energy efficient motors and controls are available on all Polymer Press Side Granulators.

Complete Systems For Automated Closed Loop Recovery

These machines are available with a wide range of automation components, including:

- Special hoppers for combination robotic and manual feed, conveyor feed, oversize parts, etc.
- Vacuum take-off bin for regrind evacuation.
- Blower evacuation systems of various sizes, complete with unloading bins and cyclone separators.



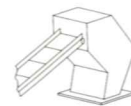
Model 912 SPL with combination top robotic feed/front feed hopper, equipped for pneumatic evacuation.



Vacuum bin under granulator evacuates regrind for blending with virgin resin in automated recovery system.



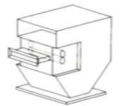
Side Feed



Conveyor Feed



Sheet Feed




Roll Feed

Quiet Granulator Operation

Hoppers are constructed of a unique triple-ply laminate consisting of a thin elastomeric membrane between two sheets of steel. It dramatically reduces noise transmitted through the hopper walls and out the feed opening by dampening the sharp, metallic ringing noise caused by material hitting the inside walls. Competitive double wall designs simply do not curb these offensive noise emissions through the feed opening.

Our standard (SPL) machines operate below 90 dbA with most materials. For even quieter operation, specially enclosed Silenator (SIL) models reduce noise levels to below 80 dbA.



Clean, Efficient Cutting

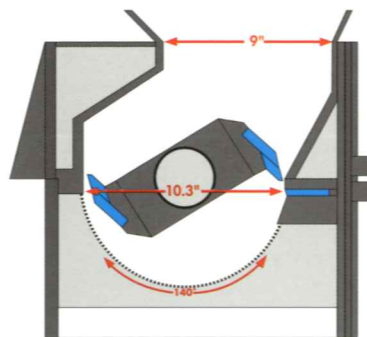
Counter-slanted rotor and bed knives meet with a high shear

slicing action that produces clean, uniform granulate at high throughput rates with less noise and fines, lower energy consumption and heat buildup.

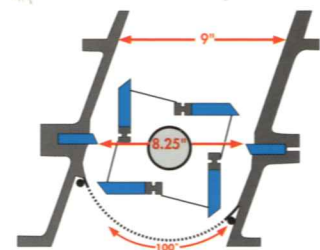


'Full Measure' Chamber Design

The rotor diameter of Polymer Press Side Granulators is greater than the feed opening, allowing clear, unobstructed access to the cutting chamber to utilize every inch of the cutting circle. This unique design maximizes granulator capacity and throughput by eliminating bottlenecks at the entrance, and increasing the effective screen area.



FULL MEASURE DESIGN



CONVENTIONAL DESIGN

Look again! Feed openings in these two scale drawings are identical, but Polymer Systems' "Full Measure" design gives you a larger cutting circle, massive rotor and shaft, and substantially greater screen area for more efficient granulating with less flyback.

Packaging - Processing

Bid on Equipment

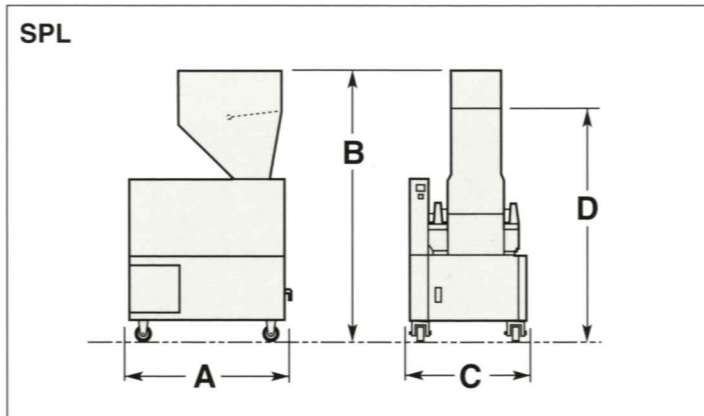
1-847-683-7720

www.bid-on-equipment.com

DIMENSIONS/SPL MODELS - 90 dbA

MODEL		A	B	C	D
68 SPL	in.	31	54½*	21½	47½*
	(mm)	787	1384	546	1207
912 SPL	in.	37	62½*	27	53*
	(mm)	940	1586	686	1346
1116 SPL	in.	43	67½*	32	55½*
	(mm)	1092	1715	813	1410
1120 SPL	in.	43	69*	36	57*
	(mm)	1092	1753	914	1448

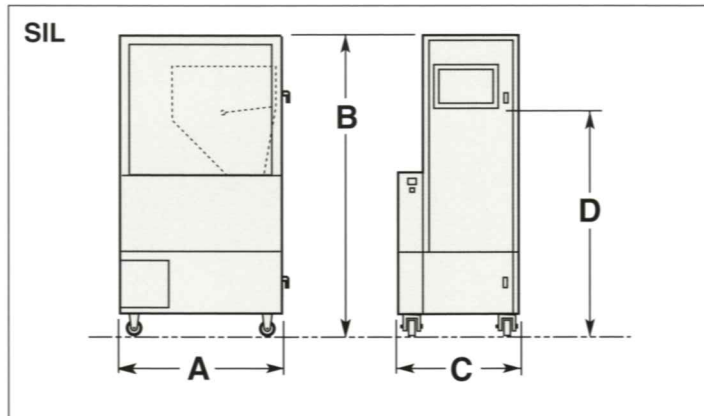
* For flange-mounted special hoppers add 1" (25mm)



DIMENSIONS/SIL MODELS - 80 dbA

MODEL		A	B	C	D
68 SIL	in.	31	61	21½	46¼*
	(mm)	787	1549	546	1175
912 SIL	in.	37	70	27	51*
	(mm)	940	178	686	1295
1116 SIL	in.	43	76½	32	55*
	(mm)	1092	1943	813	1410
1120 SIL	in.	43	78	36	56*
	(mm)	1092	1981	914	1422

* For flange-mounted special hoppers add 1" (25mm)



SPECIFICATIONS

Model		68	912	1116	1120	
Throat Size at Chamber *	in.	6 x 8	9 x 12	11 x 16	11 x 20	
	(mm)	(152 x 203)	(229 x 305)	(279 x 406)	(279 x 508)	
Screen area	in. ²	88	190	297	373	
	(cm ²)	(576)	(1243)	(1942)	(2439)	
Motor**	HP	5	7.5-10	10-15	15-20	
	(kw)	(4)	(5.6-7.5)	(7.5-11)	(11-15)	
Cutting Circle (dia.)	in.	7	10.3	12.5	12.5	
	(mm)	(178)	(262)	(318)	(318)	
Rotor Knives	number	2	2/3	2/3	2/3	
Bed Knives	number	1	1	1	1	
Weight	SPL	lbs.	610	1050	1500	1600
		(kgs)	(275)	(473)	(675)	(720)
	SIL	lbs.	800	1200	1800	2200
		(kgs)	(360)	(540)	(810)	(990)
Throughput ***	lbs./hr.	325	400	500	650	
	(kgs./hr.)	(150)	(180)	(230)	(300)	
Bin Capacity	ft ²	1.6	3.6	3.6	6.2	
	(m ²)	(.048)	(.108)	(.108)	(.186)	

* Measured at entrance to chamber.

** Totally enclosed fan-cooled (TEFC) optional on 15 HP and above.

*** Average figures; throughput varies with different materials, part shapes and screen sizes.

Note: All rotors are open type.

All specifications are subject to change without notice.

All production rates & projections are good faith estimates.



HOSOKAWA POLYMER SYSTEMS

Hosokawa Polymer Systems is a member of the Hosokawa Micron Group, responding to global needs through an emphasis on materials science and engineering. The Group is an international provider of equipment and systems for powder and particle processing, product recovery, plastic processing and confectionery products. The Group maintains facilities for research, engineering, manufacturing, and service in each of the world's major industrial markets.

Visit our Web site at: <http://www.polysys.com>

Packaging - Processing
Bid on Equipment
 1-847-683-7720
www.bid-on-equipment.com

Hosokawa Polymer Systems

63 Fuller Way
 Berlin, CT 06037-1540
 Tel: (860) 828-0541 • Fax: (860) 829-1313
 1-800-233-6112

Hosokawa Polymer Systems encourages and supports post-consumer recycling efforts. We offer systems for a variety of recovery applications.

