



Hoppers are constructed of a special sound-deadening steel-polymer-steel laminate.



Power Operated Tilting Hopper is standard equipment. Just touch a button for fast, safe, convenient access to the hopper and cutting chamber. Mechanical-electrical safety interlocks meet all domestic and European safety standards.

Optional: Energy-saving power factor compensator.

Electrical controls are housed in a dust-tight NEMA 12 enclosure.

Optional: Amp feedback circuit for control of conveyors or other feeding equipment.


Panel removes quickly for drive belt changes and adjustment.



Low profile, portable design — In-feed height is just 60 inches for easy manual feeding. The caster-mounted base moves easily in tight spaces.

Designed for automation — Modular bolt-on hopper design makes it possible to install alternate hopper configurations for a variety of manual or automatic feed-in applications.

Standard machines can easily be equipped with automatic evacuation equipment. Transition slides out from front of machine for easy cleaning.



Optional integral blower is hinged to swing away from the machine, allowing fast, simple clean-out.

Designed for fast, complete access to chamber, hopper, belts and bearings.




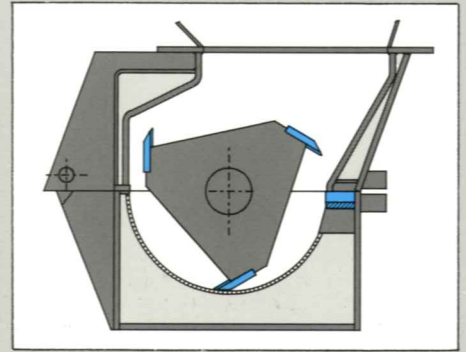
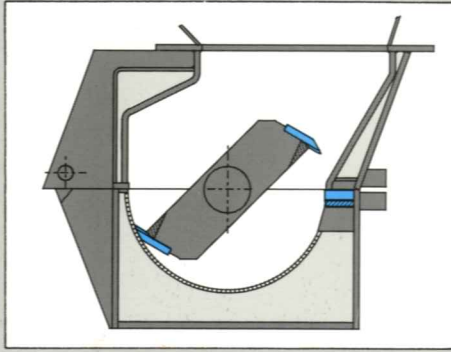


Machines are available in Silenator (SIL) models with sound deadening enclosures to granulate most materials at noise levels below 85 dba. Even with soundproof enclosure, important areas of the granulators remain accessible for easy cleaning, screen changes and knife adjustment.




# Optimum Granulating Efficiency

Double Angle Cut™ — Counter-slanted rotor and bed knives produce a slicing action for clean, uniform granulate at higher throughputs... with less energy consumption and heat build-up. The steep angle approach of the rotor pulls material into the chamber for faster processing with reduced flyback. Two- and three-blade rotor configurations provide optimum granulating efficiency and throughput for your specific application.

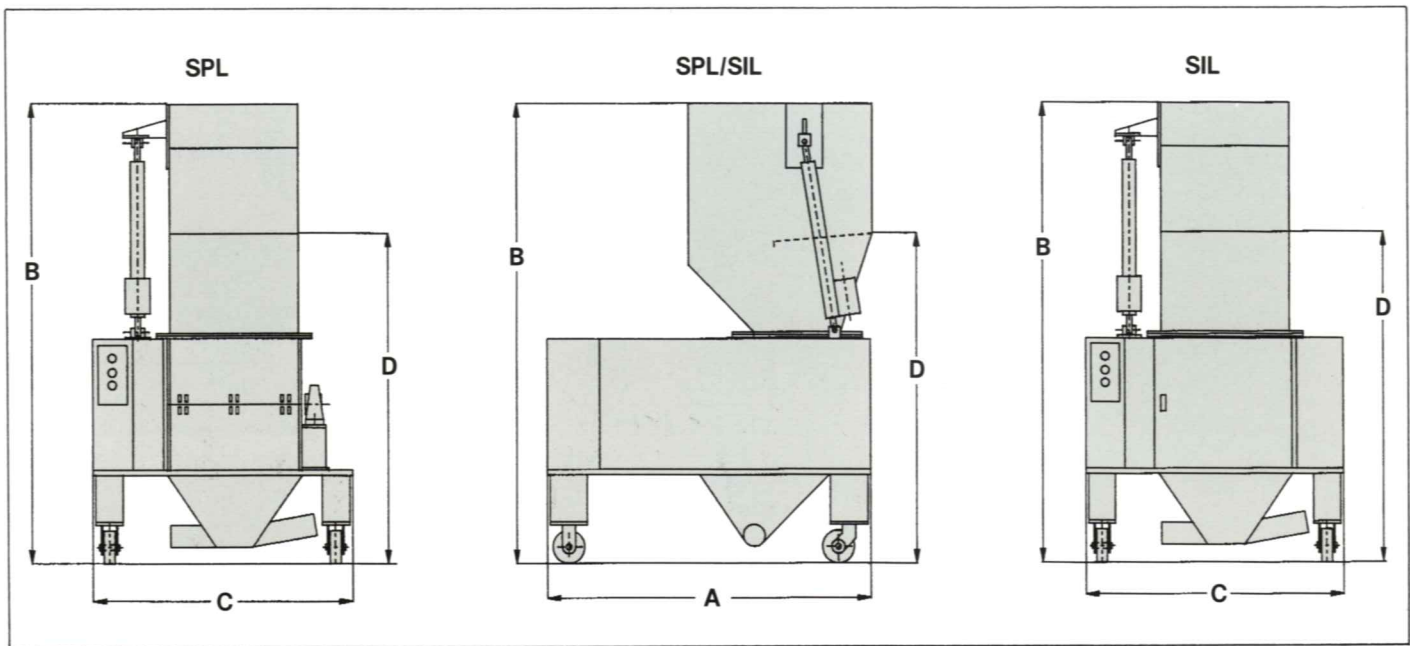


## TOTAL SYSTEM CAPABILITY

Polymer Systems offers comprehensive applications engineering services to help customers with everything from basic equipment selection to full system development, design and testing. Special machine configurations and a full array of conveying, parts handling and automation equipment can be combined to meet specific turnkey material recovery requirements. Talk with us about your particular needs.



Packaging - Processing  
**Bid on Equipment**  
1-847-683-7720  
[www.bid-on-equipment.com](http://www.bid-on-equipment.com)



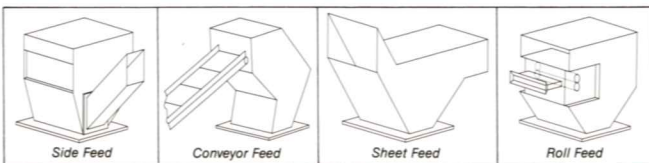
### DIMENSIONS

MODEL		A	B	C	D
1620 SPL	in.	60	80	41.5	56
	(mm)	(1524)	(2032)	(1054)	(1422)
1624 SPL	in.	60	80	45.5	56
	(mm)	(1524)	(2032)	(1156)	(1422)
1632 SPL	in.	60	80	53.5	56
	(mm)	(1524)	(2032)	(1359)	(1422)
1620 SIL	in.	60	80	41.5	56
	(mm)	(1524)	(2032)	(1054)	(1422)
1624 SIL	in.	60	80	45.5	56
	(mm)	(1524)	(2032)	(1156)	(1422)
1632 SIL	in.	60	80	53.5	56
	(mm)	(1524)	(2032)	(1359)	(1422)

### SPECIFICATIONS

MODEL		1620	1624	1632
Throat Size at Chamber *	in	16 x 20	16 x 24	16 x 32
	(mm)	(406 x 508)	(406 x 610)	(406 x 813)
Screen Area	in <sup>2</sup>	470	564	750
	(cm <sup>2</sup> )	(3032)	(3639)	(4839)
Motor	HP	20-30	25-30	30-40
	(KW)	(15-22)	(19-22)	(22-30)
Cutting Circle (dia.)	in	16	16	16
	(mm)	(406)	(406)	(406)
Rotor Knives		3/2	3/2	3/2
Bed Knives		1	1	1
Weight	SPL	2000	2200	2500
	(lbs.)	(910)	(1000)	(1136)
	SIL	2210	2220	2530
	(lbs.)	(1005)	(1009)	(1150)
Throughput **	lb/hr	700	900	1100
	(kg/hr)	(320)	(410)	(500)

### HOPPER CONFIGURATIONS



Many feeding systems are currently operating successfully in the field. These include machines adapted to fully automated systems, unusual material shapes and sizes, and multiple feed applications. Completely automated evacuation and collection systems are also available. We will be happy to accommodate your specific requirements.

\* Measured at chamber entrance

\*\* Average figures, throughput varies with different materials, part shapes and screen size.

*Polymer Systems manufactures a complete line of granulators including press side, auger feed, heavy duty central machines, specialized designs for automation, hot material and film recovery, and large, bulky parts such as blown bottles and molded housings. In addition, we encourage and support post-consumer recycling efforts, and offer systems for a variety of recovery applications!*



## HOSOKAWA POLYMER SYSTEMS

Hosokawa Polymer Systems is a member of the Hosokawa Micron Group, responding to global needs through an emphasis on materials science and engineering. The Group is an international provider of equipment and systems for powder and particle processing, product recovery, plastic processing and confectionery products. The Group maintains facilities for research, engineering, manufacturing, and service in each of the world's major industrial markets.

Visit our Web site at: <http://www.hosokawamicron.com>

Packaging - Processing

**Bid on Equipment**

1-847-683-7720

[www.bid-on-equipment.com](http://www.bid-on-equipment.com)

**Hosokawa Polymer Systems**

63 Fuller Way

Berlin, CT 06037-1540

Tel: (860) 828-0541 • Fax: (860) 829-1313