

**HOBART**701 S Ridge Avenue, Troy, OH 45374  
1-888-4HOBART • www.hobartcorp.com**MG2032  
MIXER-GRINDER****HOBART****ENDING THE BENDING**

This unit is compact in size but large in volume. The self-feeding design and thorough, but gentle, mixing action results in improved meat room productivity. The 200 pound hopper capacity and 55-60 pound per minute output through a  $\frac{9}{64}$ " plate allows you to display the range of clean-cut ground products your customers demand.

**Benefits Through Innovative Design**

- Convenient load and discharge height. Load the hopper in the "power zone" and unload without the deep knee bends.
- Exclusive WEDGE cylinder insures full rate feeding for the entire batch. No more waiting for the last few pounds to feed. Less agitation for cooler, cleaner cutting.
- Separate mix and grind motors for no-slip performance.
- Pneumatic foot control option for precise hands-free operation.
- MG2032 comes with a 7.5 H.P. model for fresh or tempered products.
- Side feed option for tandem grinding (right side only).
- Crisp design for easy cleanup. Easy access to all hopper interior and exterior surfaces for full cleanup.
- Double wall construction for added sanitation.
- Seals are hand removable and interchangeable—no tools required.
- Counterbalanced lid.
- Double-sealed push button control panel with condensate heater.

Specifications, Details and Dimensions on Reverse Side.

**MG2032 MIXER-GRINDER**

# MG2032 MIXER-GRINDER



701 S Ridge Avenue, Troy, OH 45374  
1-888-4HOBART • www.hobartcorp.com

## SPECIFICATIONS

**GENERAL:** The MG2032 has a 7.5 H.P. grind motor, 1 H.P. mix motor and an 8-foot cord and plug. Casters, pneumatic foot switch, drain pan, and splash shield are standard. Available voltages are 208/60/3 and 240/60/3.

**ELECTRICAL CONTROLS:** Electrical controls consist of front mounted water resistant switches, magnetic contactors, motor overload protection and foot switch operation capability. Whenever the hopper lid is opened, power to the motors is shut off. The hopper lid must be in its proper operating position before the motors can be started.

**CAPACITY:** The MG2032 Mixer Grinder hopper has meat capacity up to 200 pounds depending on the type of product. The grinding rate is 55-60 pounds of fresh, boneless beef per minute, first or second cutting through a 3/64" plate; 60-65 pounds of pork per minute second cutting through a 3/16" plate. The MG2032 is for fresh or frozen meat tempered to 26°F or higher.

**GRINDING END:** The mixer-grinder is equipped with a "Wedge Cylinder" grinding end. This grinding end is sized for #32 knives and plates (not included but optionally available).

**FEEDING SYSTEM:** The MG2032 is powered by two separate drive systems. A 1 H.P. motor drives the heavy-duty steel mixing arm. The arm rotates at 23 rpm and can easily

be removed from the hopper for cleaning. The conveyor screw extends the full length of the hopper and cylinder. The screw rotates at a speed of 216 rpm. By depressing the MIX/GRIND START button both the mixing arm and the screw are operated. Both mixing and grinding are stopped when the STOP switch is depressed.

**CLEANING:** The mixing arm, conveyor screw, cylinder, and conveyor screw drive-shaft seal and mix arm seal are removable from the mixer-grinder for cleaning.

**OPTIONAL EQUIPMENT:** Hopper side feed inlet (right side only).

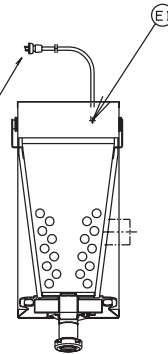
**SPECIAL EQUIPMENT:** When the MG2032 is used with a side feed as a second cut machine, an adapter ring is required to attach to Hobart grinders, and special adapters are required to attach to other makes. When ordering a side-feed adapter for non-Hobart grinders, specify knife and plate size. When ordering an adapter ring for a Hobart grinder, specify grinder model number.

**FINISH:** The mixer-grinder consists of a glass bead finished stainless steel hopper and stainless steel panels which enclose the base assembly and motors. The mixing arm, end ring, cylinder, and conveyor screw are tinned. The casters are nickel-chrome plated with a stainless steel bearing.

## DETAILS AND DIMENSIONS

POWER CORD SUPPLIED AS STANDARD (LENGTH APPROX. 8 FT.) REQUIRES A WATER TIGHT RECEPTACLE OR CONNECTOR (SELECT BY VOLTAGE-SEE CHART). RECEPTACLE SHALL BE INSTALLED IN A TYPE FD CONDUIT BOX.

VOLTAGE	NEMA CONFIGURATION		
	PLUG	CONNECTOR	RECEPTACLE
208-240/60/1	L6-30P	L6-30R	L6-30R
208/60/3	L21-30P	L21-30R	L21-30R
240/60/3	L15-30P	L15-30R	L15-30R
480/60/3	L16-30P	L16-30R	L16-30R



### WARNING

ELECTRICAL & GROUNDING CONNECTIONS MUST COMPLY WITH THE NATIONAL ELECTRICAL CODE AND/OR OTHER LOCAL ELECTRICAL CODES IN FORCE.

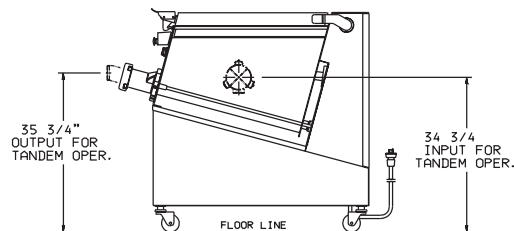
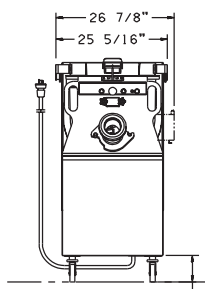
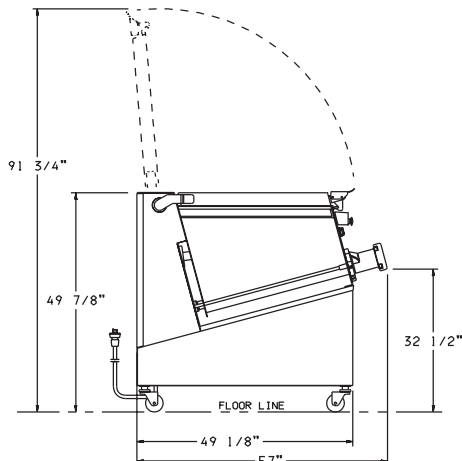
E1-ELECTRICAL CONNECTION

### SPECIFICATIONS FOR MODEL MG2032 TOP FEED/SIDE FEED

GRIND MOTOR----- 7-1/2 HP.  
MIX MOTOR----- 1 HP.  
RATED AMPS @ 208/60/3----- 30.0 AMPS  
@ 240/60/3----- 30.0 AMPS  
@ 480/60/3----- 15.0 AMPS

### NOTES:

1. MAY BE SUPPLIED WITH CASTERLESS FEET  
CASTERLESS FEET TO ADJUST A ADDITIONAL 2"



ADJUSTABLE CASTERS MAY ADD A ADDITIONAL 2-1/2" TO ALL HEIGHT DIMENSIONS (SEE NOTE 1)

As continued product improvement is a policy of Hobart, specifications are subject to change without notice.