

**BUILT RIGHT - PRICED RIGHT**

# **EASTEY**

*Shrink Packaging Equipment for the Shrinking World*

## **Econo Series**



**EM1622T Sealer**  
**UL Approved**



**ET1608 Tunnel**  
**UL Approved**

**Packaging - Processing**  
**Bid on Equipment**  
1-847-683-7720  
[www.bid-on-equipment.com](http://www.bid-on-equipment.com)

## Standard features of the EM1622T\* and EM1636T\* include:

- Film clamps
- Magnet clamping
- Automatic cycle timing
- Automatic takeaway conveyor
- Pin perforator
- Base
- Locking casters
- Excellent quality
- Seal size of 16" x 22" or 16" x 36"
- EM1622TK & EM1636TK are hot knife sealers with Duoseal® by Reynolds.

\*Maximum film width for Econo L-Sealers is 19"

## Standard features of the ET1608

- Live roller or stainless steel mesh belt conveyor system
- Solid state temperature control
- 4-directional air flow with variable velocity control
- Chamber size Model 1608: 16"W x 8"H x 30"L
- Recommended use: 1 shift per day
- Packages per minute: 8-10 ppm
- 5/8" leveling legs
- Locking casters

### WEIGHT, POWER REQUIREMENTS, DIMENSIONS

ECONO SEALER MODELS	SEAL DIMENSIONS FRONT x SIDE	MACHINE DIMENSIONS			POWER REQUIREMENTS			CRATED SHP WT.	
		W	x	H x L	VOLTS	PHASE	AMPS	WEIGHT	SHP WT.
EM1622T (in)	22 x 16	27	x	50 x 63	220/110	1	15/20	300lbs	450lbs
(cm)	55.88 x 40.64	68.58	x	127 x 160.02	220/110	1	15/20	137kg	205kg
EM1636T (in)	36 x 16	27	x	50 x 91	220	1	20	350lbs	500lbs
(cm)	91.44 x 40.64	68.58	x	127 x 231.14	220	1	20	159kg	227kg
EM1622TK (in)	22 x 16	27	x	50 x 63	220/110	1	10/20	300lbs	450lbs
(cm)	55.88 x 40.64	68.58	x	127 x 160.02	220/110	1	10/20	137kg	205kg
EM1636TK (in)	36 x 16	27	x	50 x 91	220/110	1	10/20	350lbs	500lbs
(cm)	91.44 x 40.64	68.58	x	127 x 231.14	220/110	1	10/20	159kg	227kg

### WEIGHT, POWER REQUIREMENTS, DIMENSIONS

SHRINK TUNNEL MODELS	MACHINE DIMENSIONS (in)			MACHINE DIMENSIONS (cm)			VOLTS	AMPS	PHASE	WEIGHT		CRATED SHP WGT	
	W	x	H x L	W	x	H x L				(lbs)	(kg)	(lbs)	(kg)
ET1608 ECONO	29	x	49 x 40	73.66	x	124.46 x 101.60	220	40	1	500	228	700	319

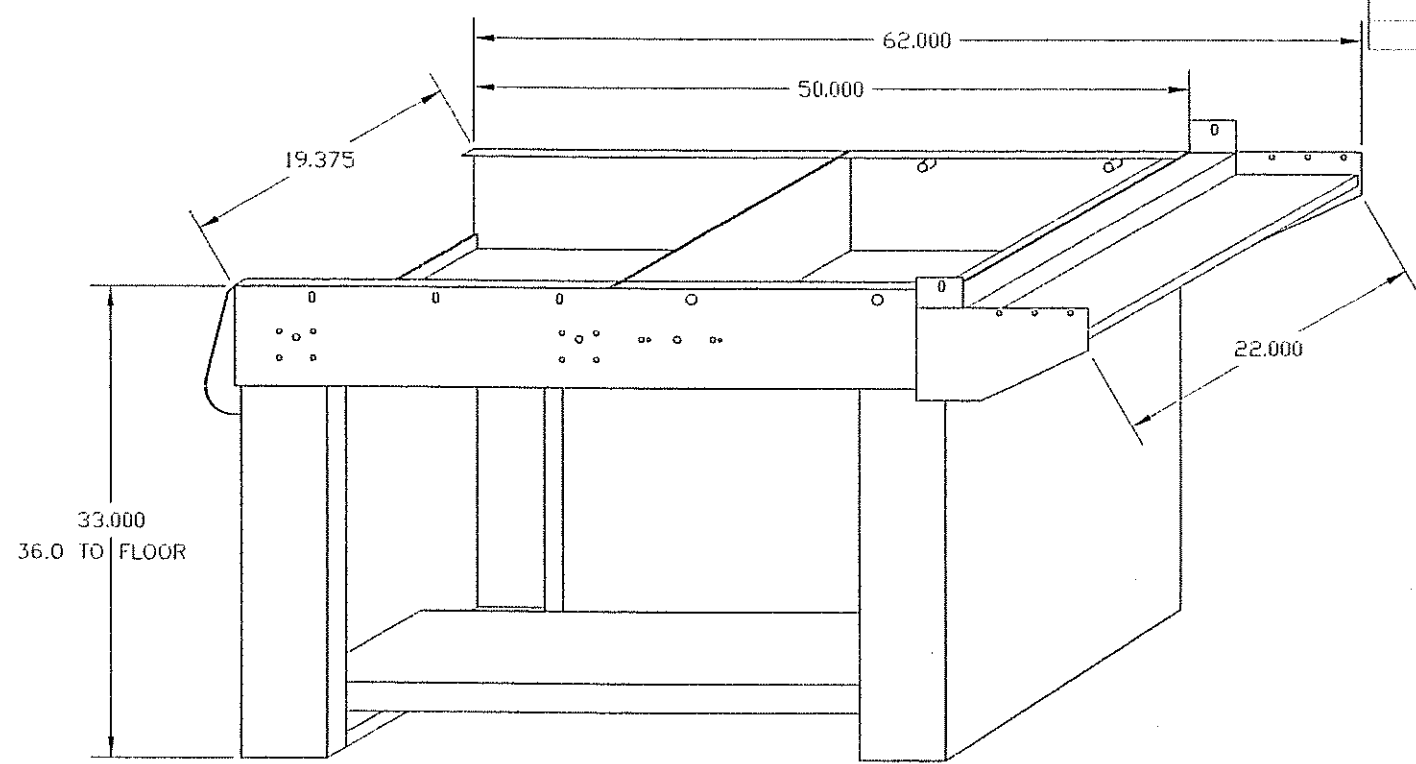
### TUNNEL CHAMBER, ROLLER AND CONVEYOR DIMENSIONS

MODELS	CHAMBER DIMENSIONS (in)			CHAMBER DIMENSIONS (cm)			ROLLER WIDTH		CONVEYOR LENGTH	
	W	x	H x L	W	x	H x L	(in)	(cm)	(in)	(cm)
ET1608	16	x	8 x 30	40.62	x	20.32 x 76.20	16	40.64	40	101.60

**JEFF EASTEY ENTERPRISES, INC.**  
21480 - 147th Avenue North, Rogers, MN 55374  
[www.eastey.com](http://www.eastey.com)

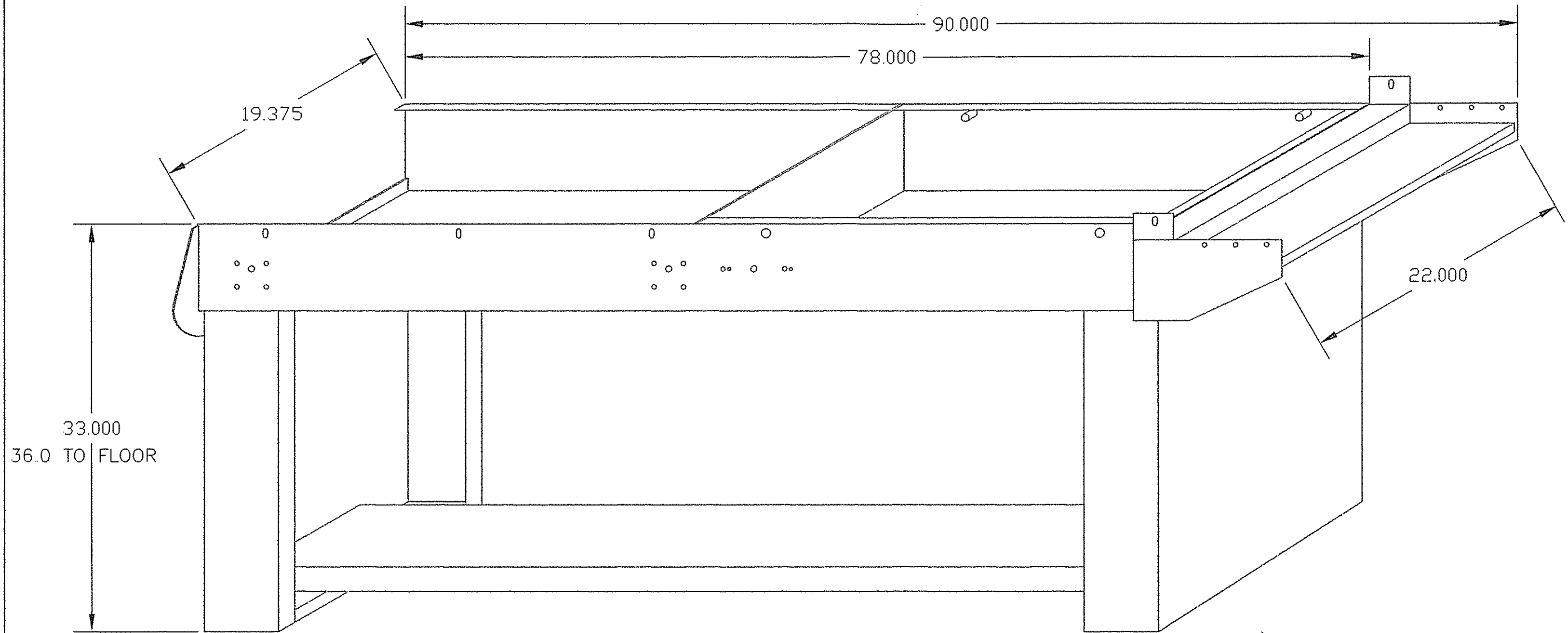
**Packaging - Processing**  
**Bid on Equipment**  
1-847-683-7720  
[www.bid-on-equipment.com](http://www.bid-on-equipment.com)

REV. DESCRIPTION		REVISIONS		DATE	APPROVED

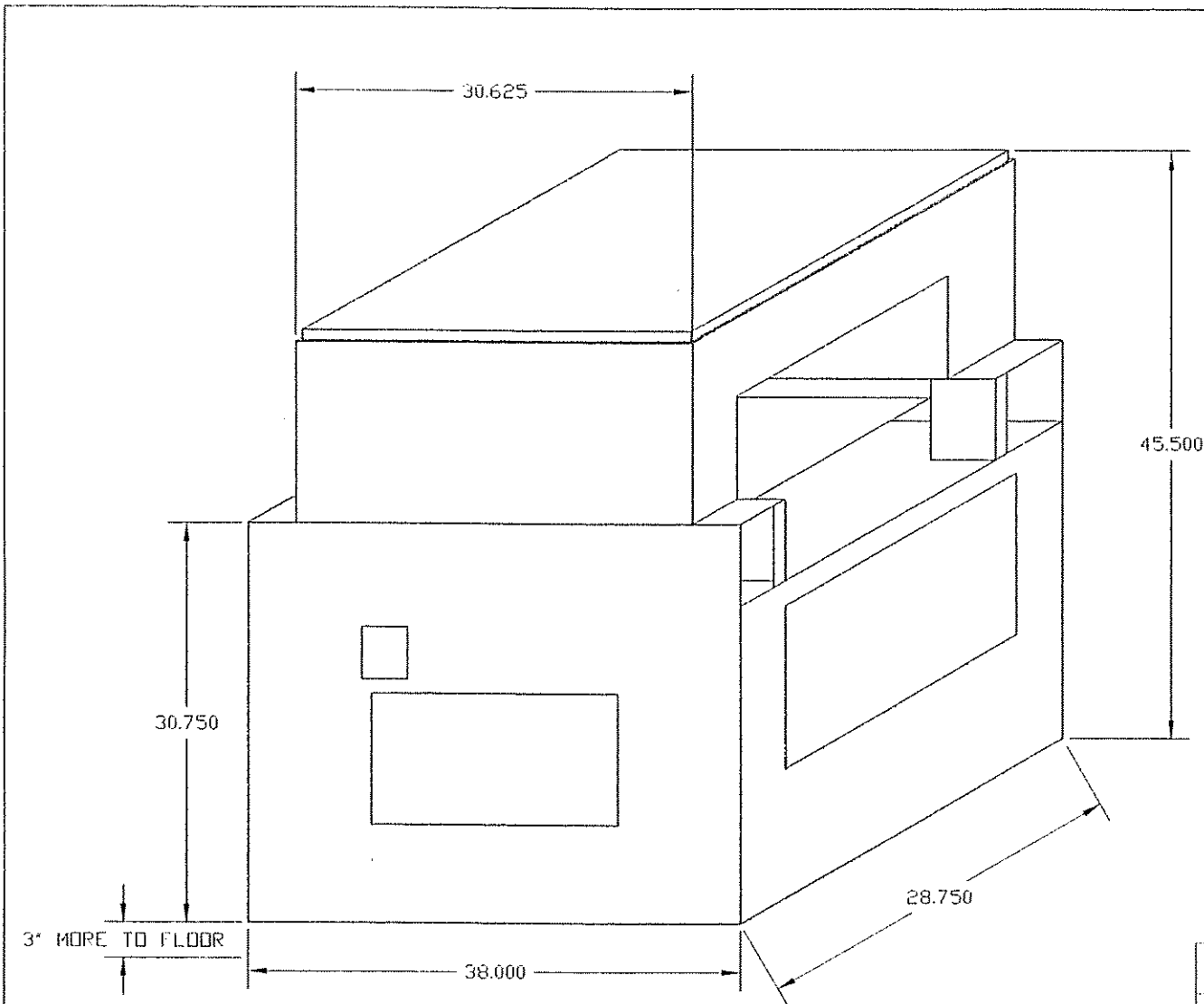


EASTEY ENTERPRISES		Title	
Tolerance ±.010 (unless specified)		Scale	Material
Drafter TROY S.		8:1	N/A
CHK By		Part Numbers	
Date		WIRE1622	
4-3-01		Part size	
		0.000 x 0.000	

REVISIONS		DATE	APPROVED
REV	DESCRIPTION		



EASTEY ENTERPRISES	Title EM1636 ECONO SEALER	
Tolerance ±.010 (UNLESS SPECIFIED)	Scale 8:1	Material N/A
Drafter TROY S.	Part Numbers WIRE1636	
CHK By	Date 1-5-06	Part size 0.000 x 0.000



REV DESCRIPTION		REVISIONS		DATE APPROVED	

3" MORE TO FLOOR

EASTEY ENTERPRISES		Title	
Tolerance ±.010 (UNLESS SPECIFIED)		Scale	Material
Drafter TROY S.		8:1	N/A
CHK By		Part Numbers	
		WIRE160E	
		Date	Part size
		4-3-01	0.000 x 0.000