




Super-Mini Timing Screw Drive Unit
 • 3/4" Root Diameter • 1 1/2" Outside Diameter



Mini Timing Screw Drive Unit
 • 1 1/8" Root Diameter • 2" to 3 1/2" Outside Diameter



Standard Timing Screw Drive Unit
 • 1 3/4" to 4" Root Diameter • 2 1/2" to 6" Outside Diameter



Standard Twin Timing Screw Drive Unit
 • 1 3/4" to 4" Root Diameter • 2 1/2" to 6" Outside Diameter

SPECIFICATIONS:

- Aluminum Construction
- Precision Radial Double Seal Bearings
- Portable
- Stainless Steel Guards
- Quick Change of Timing Screw (No tools required)
- 1/8 HP Permanent Magnet Gear Motor
130V DC 6-266 RPM TENV
Ambient Temperature 0-40° C
- Mounts to Existing Conveyor or Equipment
- Left or Right Hand Feeding
- Vari-Speed Controller with Adjustable Torque
115V AC 50/60 Hertz
- Horizontal & Vertical Adjustment
- Stainless Steel Timing Screw Mounting Components



Available with Motor and Controller or Take-Off Shaft



2061 East Glenwood Avenue • Philadelphia, PA 19124-5674 • USA • 215-533-1111

Packaging - Processing
Bid on Equipment

1-847-683-7720

www.bid-on-equipment.com