


# Automatic Print/Apply Label Applicator



 **auto labe**

**MODEL 155**

Toll Free 800-634-5376

**Packaging - Processing**  
**Bid on Equipment**

1-847-683-7720

[www.bid-on-equipment.com](http://www.bid-on-equipment.com)

# MODEL 155

Auto Labe's new Print/Apply System integrates either a Tamp-On, Blow-On or Wipe-On Label Applicator with High Performance Thermal Transfer and Direct Thermal Printers. The Model 155 incorporates an Allen Bradley PLC for easy menu driven operation and control. No more relays or circuit board problems to worry about. Built to last with only the best components available for maximum versatility and performance.

## Features

- Exceptional placement accuracy.
- Built for industrial environment.
- Flexible mounting allows labeling from the side, top, or the bottom.
- Tamp-Down for recessed label application.

## Specifications

### Interface:

USB, RS232, Parallel and Twinax/Coax

### Air Requirements:

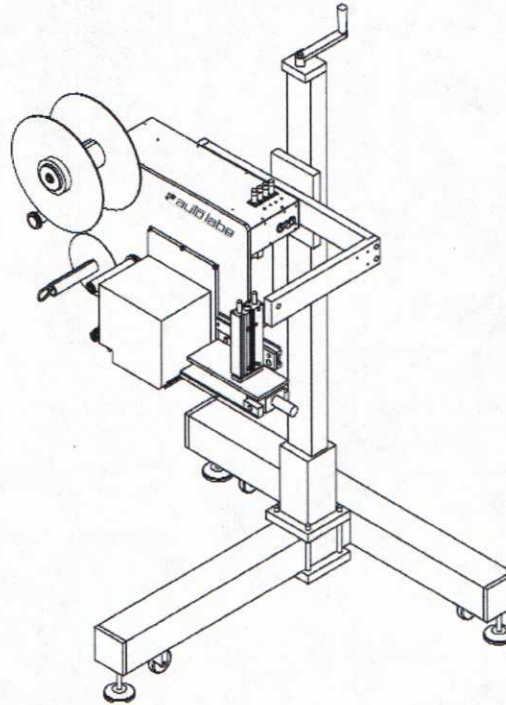
3 CFM @ 90 PSIG

### Electric Requirements:

110 VAC 60Hz/5 AMP  
220 VAC 50 Hz

### Equipment Weight:

Applicator & Print Engine Only  
75 lbs/36kg (approximate)



## PRINT ENGINE OPTIONS

### SATO 8459Se

203dpi ( 8 dots/mm )  
Print Speed: (Up to 5"/sec)  
Maximum Print Area:  
(4.4" Wide by 49.2" Long)  
Printing Method: Direct Thermal

### SATO 8460Se

203dpi ( 8 dots/mm )  
Print Speed: (Up to 8"/sec)  
Maximum Print Area:  
(6" Wide by 49.2" Long)  
Printing Method: Thermal Transfer  
Direct Thermal

### SATO 8485Se

203dpi ( 8 dots/mm )  
Print Speed: (Up to 12"/sec)  
Maximum Print Area:  
(5" Wide by 49.2" Long)  
Printing Method: Thermal Transfer  
Direct Thermal

### SATO 8490Se

305dpi ( 12 dots/mm )  
Print Speed: (Up to 8"/sec)  
Maximum Print Area:  
(4.4" Wide by 32.8" Long)  
Printing Method: Thermal Transfer  
Direct Thermal

### ZEBRA 110PAX3

203 or 300 dpi  
Print Speed: (12"/sec @ 203dpi)  
Print Speed: (8"/sec @ 300dpi)  
Maximum Print Area:  
( 4.1" Wide by 39" Long )  
Printing Method: Thermal Transfer  
Direct Thermal

### ZEBRA 170PAX3

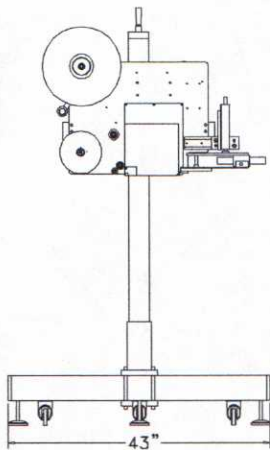
203 or 300 dpi  
Print Speed: (12"/sec @ 203dpi)  
Print Speed: (8"/sec @ 300dpi)  
Maximum Print Area:  
( 6.6" Wide by 39" Long )  
Printing Method: Thermal Transfer  
Direct Thermal

### DATAMAX DMX PE42

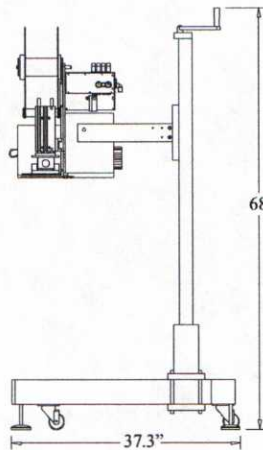
203dpi ( 8 dots/mm )  
Print Speed: (2" to 10"/sec)  
Maximum Print Area:  
( 4.1" Wide by 12" Long )  
Printing Method: Thermal Transfer  
Direct Thermal

### DATAMAX DMX PE43

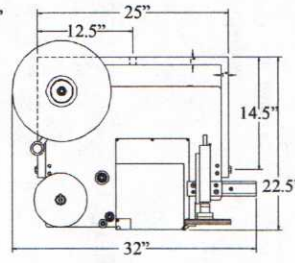
300dpi ( 12 dots/mm )  
Print Speed: (2" to 8"/sec)  
Maximum Print Area:  
( 4.1" Wide by 12" Long )  
Printing Method: Thermal Transfer  
Direct Thermal



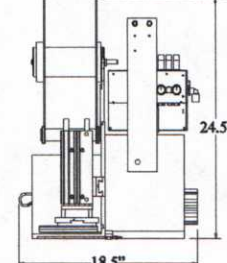
FRONT VIEW



SIDE VIEW



FRONT VIEW



SIDE VIEW

## Options/Accessories

- Tamp/Blow Labeling
- Adjacent Side Carton Labeling
- Corner Wrap Carton Labeling
- Smart Tamp Labeling
- Web Monitoring System
- Accumulators/Descramblers
- Heavy Duty T-Base Stand
- Custom Hardware and Mounts
- Custom Conveyors
- Spare Parts Kits
- Software Packages
- Print Pad
- Computers
- Ribbon Stock
- Label Stock

Over 35 years of commitment to quality and innovation  
in the Pressure Sensitive Labeling Industry

**auto labe**

DIVISION OF BOOTH MANUFACTURING COMPANY

3101 Industrial Avenue Two, Fort Pierce, Florida 34946

Toll Free 800-634-5376 • 772-465-4441 • FAX 772-465-5177

MEMBER

**PMMI**  
USA

**Packaging - Processing**  
**Bid on Equipment**

**1-847-683-7720**

**www.bid-on-equipment.com**