


AMF

STRAIGHT LINE SHEETER/MOULDER/PANNER

Packaging - Processing
Bid on Equipment
1-847-854-8577
www.bid-on-equipment.com




- **For Automatic Sheeting, Moulding and Panning of Pan Baked Bread**
- **All Stainless Steel Construction**
- **Working Range: 6 oz. to 36 oz. (170 g to 1021 g); 6" to 18" length (152 mm to 457 mm)**
- **Operating Speeds of Up to 100 Loaves Per Minute**

STRAIGHT LINE SHEETER/MOULDER/PANNER

MECHANICAL FEATURES

- Standard slanted infeed conveyor with Teflon® coated dough guides and adjustable flattener roller (elev. 61" +/- 1" (1549 mm +/- 25 mm))
- DC variable speed, removable stainless steel rotary flour sifters with automatic cut-off
- Adjustable 17" wide (432 mm) sheeting rolls
- Top sheeting roll is grooved to prevent dough hesitation
- Sheeting rolls driven by a 2 HP motor
 - Top: 320 RPM
 - Bottom: 400 RPM
- 14" wide (356 mm) sheeter belt SP93F polytek endless
 - Mechanical variable speed
 - Elevation 38" +/- 1" (965 mm +/- 25 mm)
- Lexan® sheeting roll guard with safety switches
- Stainless steel removable panels with safety switches
- Adjustable legs
- Stainless steel sliding catch pan
- 24" wide (610 mm) FDA approved synthetic moulding belt
- Adjustable stainless steel curling mat
- DC variable speed, removable stainless steel rotary flour sifter
- 8" wide x 80" long (203 mm x 2032 mm) removable style pressure board adjustable on both ends
- UHMW side guides with stainless steel backing
- Magnetic pan indexer (chain type) with clutch and brake drive system



ELECTRICAL FEATURES

NEMA remote control mounted under moulder frame with the following:

- Allen Bradley starters
- DC controls for flour sifters (2)
- Allen Bradley SLC 5/03 processor
- Main disconnect switch
- Relays, terminal block, wiring

NEMA 4 operator panel mounted to moulder frame with the following:

- Allen Bradley push buttons and alarm message display
- Potentiometers for flour sifters, sheeter belt
- Safety switches
- Emergency stop
- Red Lion display to indicate fault messages

AC inverter on the following:

- Sheeter rolls
- Sheeter belt
- Flour sifters (2)

OPTIONS

Sheeter

- AC flour sifter drive
- New (larger) dough spacer
- Timing belt driven sheeter
- Third set of sheeting rollers for high speed performance or specialty doughs

Moulder

- AC flour sifter drive
- Removable style pressure boards with "special" widths and lengths available
- Motorized dough guides adjustment with digital readout
- Pneumatically operated pressure board lifting device
- Stainless steel dough stretcher and 2nd pressure board
- Product diverter switch and aligner

Panner

- Magnetic pan indexer (chain type) with servo motor
- Cutter turner panning option



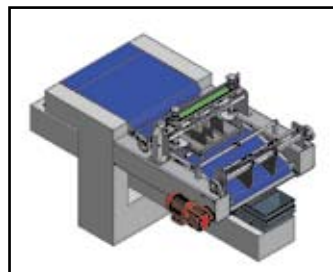
Motorized Dough Guide Adjustment with Digital Readout



Third Set Sheeter Roller Option



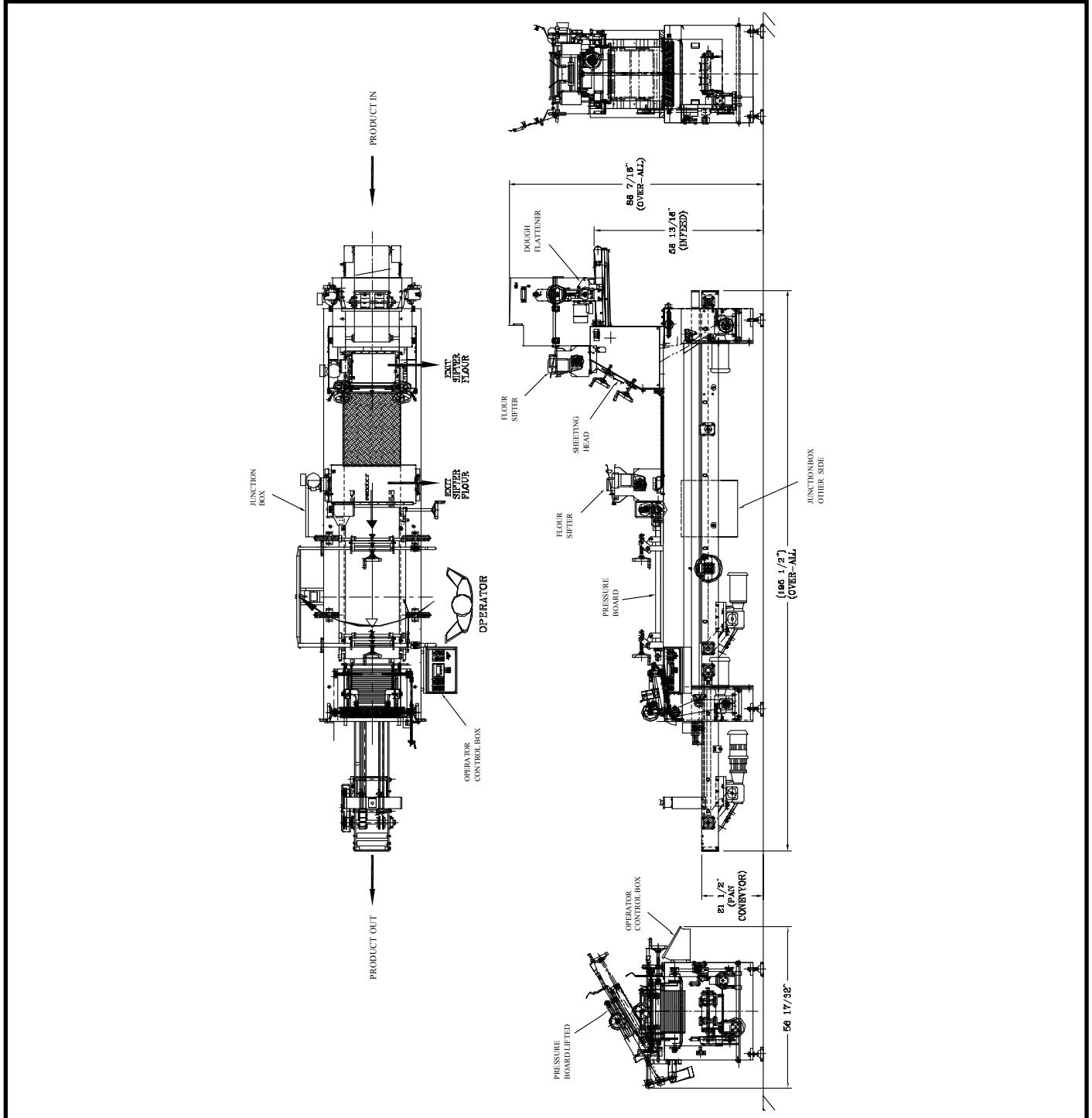
Pressure Board Belt with a Pneumatically Operated Lifting Device for Sanitation Purposes



Cutter Turner Panning Option

STRAIGHT LINE SHEETER/MOULDER/PANNER

DIMENSIONAL DRAWING



Headquarters:
 2115 W. Laburnum Ave.
 Richmond, Virginia 23227
 Tel: 1-800-225-3771
 or 1-804-355-7961
 Fax: 1-804-342-9724
sales@amfbakery.com

Europe Office:
 6 The Sidings
 Station Road, Guiseley
 Leeds LS20 8BX, England
 Tel: 44-1943-875703
 Fax: 44-1943-871806
sales-europe@amfbakery.com

Asia Office:
 Room 15-2, A-Building
 Thunis Dev. Building
 No.11 Hui Xin East St.
 Chaoyang District
 Beijing, China 100029
 Tel: 86-10-64823613
 Fax: 86-10-64934259
sales-asia@amfbakery.com

FOR MORE INFORMATION PLEASE CALL YOUR ACCOUNT MANAGER OR

1-800-BAKERS-1
www.amfbakery.com

AMF's focus on continuous improvement may result in changes to machinery specifications without notice.