

PRODUCT ORIENTOR LOADER



- **Up to 8 Baskets/Trays Per Minute**
- **Smooth, Quiet Servo Drives on Orientor Disk, Product Pusher, and Window Belt**
- **Quietly and Gently Handles Both Bread and Roll Products**
- **Pattern/Recipe Management**

AMF

PRODUCT ORIENTOR LOADER

FEATURES & BENEFITS

Ergonomic, User Friendly Design

- Low profile with emphasis on operator convenience
- Operator control panel can be reached from either side of the infeed conveyor
- Menu-driven controls for ease of use
- Product order code or graphic representations can be used to specify patterns

Versatility and Accuracy


- Orientor Loader can serve both bread and bun lines
- Low back pressure infeed allows accurate product positioning in all areas for consistent quality during handling

Quiet, Easy Operation


- Fewer moving parts for quieter operation, with no hydraulics or vacuum required
- 30 pre-programmed patterns available for operator selection

MECHANICAL FEATURES

- Adjustable guides for different size products
- Dual strand Intralox MTW conveyor for efficient, trouble-free operation of basket feed conveyor
- Safety interlocked sliding guard doors for easy access to loading area
- Easily accessible solenoid valves for adjustment of speed control
- Servo-driven orienting disk, product pusher, and loading mechanisms provide decreased vibration and noise over conventional motors



Empty Basket Infeed



Count Area



Orienting Disk and Pattern Staging Area



Smooth Servo Drives for Orienting Disk, Product Pusher, and Window Belt

ELECTRICAL FEATURES

Product Orientor Loader is equipped with the following control elements:

- Operator control enclosure on swivel mount
- Allen Bradley PV-1000 operator interface
- Alarm horn with stack light

Allen Bradley pushbuttons on operator panel for:

- Loader emergency stop/reset
- Basket handling emergency stop/reset

Machine Mounted Enclosures with:

- Allen Bradley servo motors
- Allen Bradley PLC and operator interface



Operator Control Panel

OPTIONS

- Discharge slide
- Reload mechanism for double layering of bun products
- Multiple basket size handling capability
- Hand packing station options
- Paddle pusher option
- Air-operated rear product gate for manual loading
- Food-grade contact surfaces option available for unbagged product
- Variety of operator interfaces and PLCs available
- Additional machine manuals
- Spare parts kit



Discharge Conveyor with Kicker Conveyor

SPECIFICATIONS

Electrical Requirements:

Main Power - 15 KVA

PLC I/O Voltage - 24VDC in/120VAC out

Air Requirements - 8 SCFM @ 80 PSIG

Approximate Shipping Weight:

5,000 lb. (2268 kg)

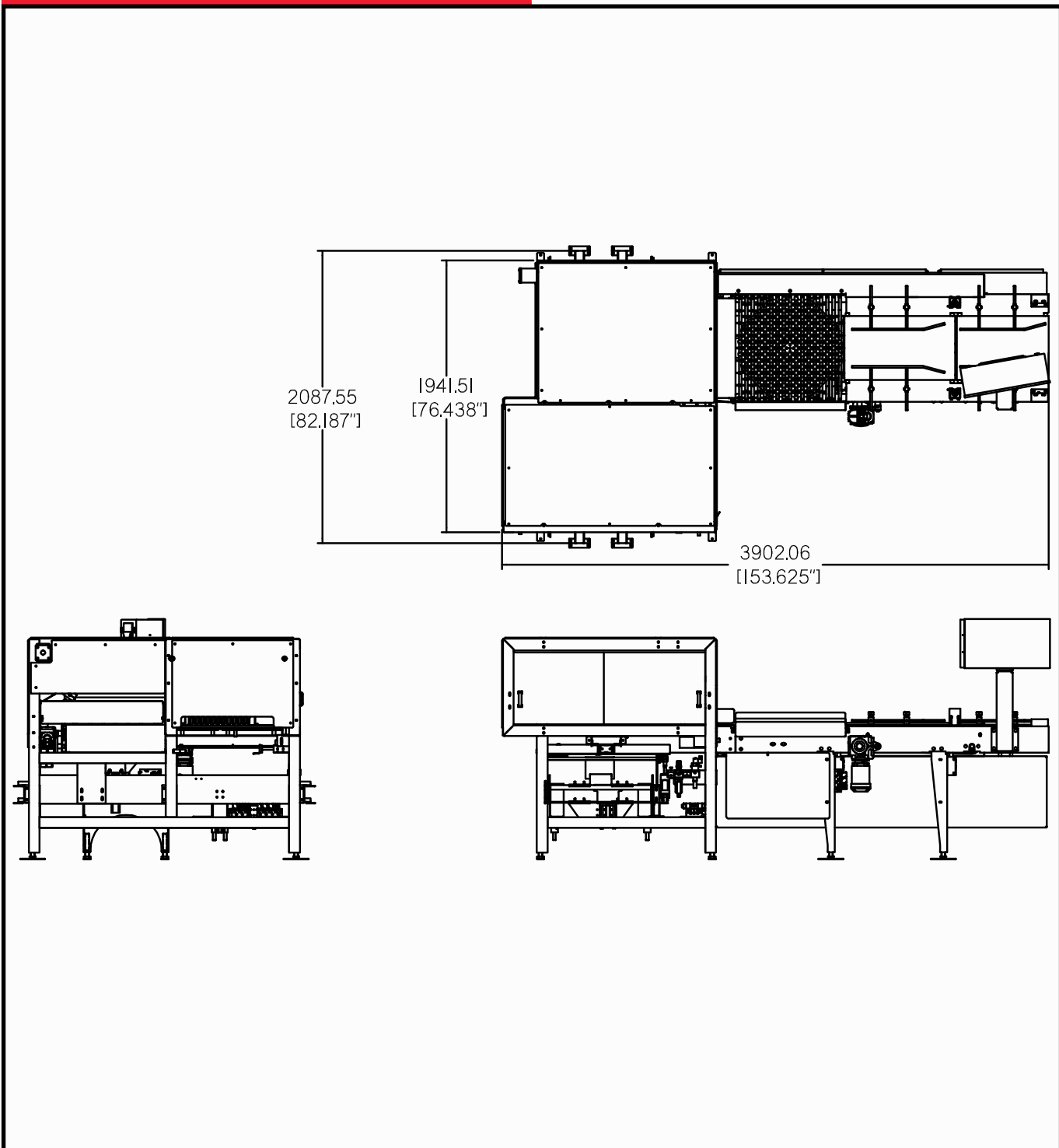
Approximate Shipping Dimensions:

154" x 76" x 58"

(3912 mm x 1930 mm x 1473 mm)

PRODUCT ORIENTOR LOADER

DIMENSIONAL DRAWING



Headquarters:
2115 W. Laburnum Ave.
Richmond, Virginia 23227
Tel: 1-800-225-3771
or 1-804-355-7961
Fax: 1-804-342-9724
sales@amfbakery.com

Europe Office:
6 The Sidings
Station Road, Guiseley
Leeds LS20 8BX, England
Tel: 44-1943-875703
Fax: 44-1943-871806
sales-europe@amfbakery.com

Asia Office:
Room 15-2, A-Building
Thunis Dev. Building
No.11 Hui Xin East St.
Chaoyang District
Beijing, China 100029
Tel: 86-10-64823613
Fax: 86-10-64934259
sales-asia@amfbakery.com

FOR MORE INFORMATION PLEASE CALL YOUR ACCOUNT MANAGER OR

1-800-BAKERS-1
www.amfbakery.com

AMF's focus on continuous improvement may result in changes to machinery specifications without notice.