



# Efficient Mixing and Agitation

## Side mounted agitators Type ALS

### Applications

The Alfa Laval side mounted agitator offers mixing solutions to meet any requirements in food, dairy, beverage, pharmaceutical, biotechnology or cosmetic applications.

Type ALS agitators can be dimensioned for several applications for both atmospheric and pressurised tanks and furthermore for use in sterile/aseptic applications. The correct sizing of the agitators ensures an optimised solution offering low energy consumption and configuration to meet specific design requirements. Examples are listed below:

Application	Typical examples
Maintain media homogeneous	Milk storage tanks, mixed product tanks, etc.
Mixing & Solutions (dissolve)	Fluid and fluid mixing, i.e. drinking yoghurt and fruit mix tanks, flavoured milk mix tanks, syrup mix tanks, etc.
Solid Dispersion	Powder + fluid mix tanks, etc.
Suspension	Fluids with particles, i.e. juice tanks
Heat transmission	Circulation of media in tanks with dimple jacket (cooling or heating)

### Standard design

The Alfa Laval range of side mounted propeller agitators is designed to meet almost every customer requirement. Due to their modular build, the agitators can be designed for every kind of application within the sanitary industry. The modular construction is designed with the aim to meet both European and American standards and regulations, such as EHEDG, USDA, FDA, 3A etc. Please note that Alfa Laval also deliver other agitator solutions:

- Type ALT, top mounted agitators
- Type ALTB, top mounted agitators with bottom steady bearing
- Type ALB, bottom mounted agitators

To read more about these agitator solutions, please see separate PD Sheets.



## Configurable design

Type ALS agitators is a fully configurable design and the configuration can be divided into the following elements:

- Drives (drive + shaft support + shaft diameter)
- Seal arrangements (oil trap + shaft seal type)
- Shaft (length)
- Energy Saving Foils (propeller type + surface finish)
- Options

Each element has a broad range of different characteristics which makes it possible to size the agitator for all applications and requirements.

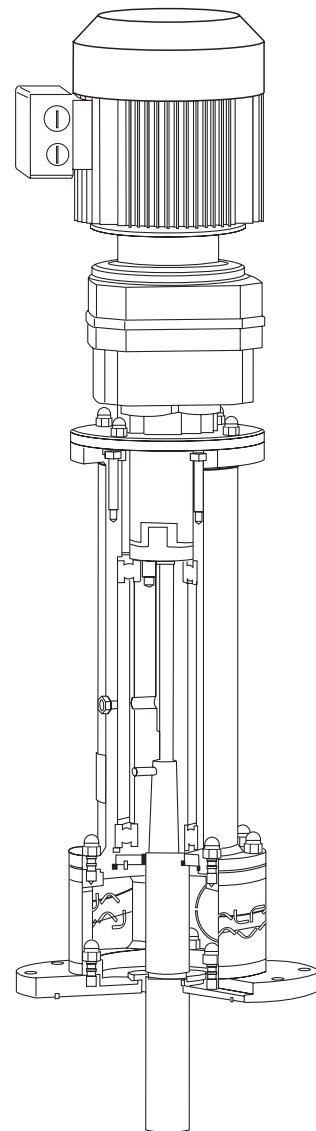
## Advantageous and profitable design

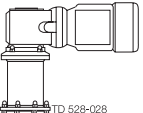

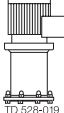
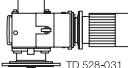
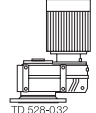

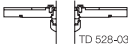
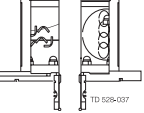
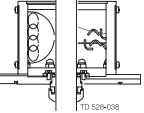
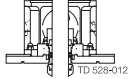
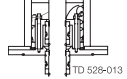
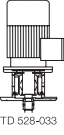







Each configuration offers a number of advantages, which are shown in the examples below:

Operation features	Due to
Low energy consumption	the wide range of high efficiency propellers and drive units makes it possible to design for low operational costs
Gentle product treatment	the wide range of high efficiency propellers makes it possible to design for low shear operation

Sanitary features	Due to
Easy external cleaning	stainless steel bearing frame design with O-ring seal (for wash down)
Connections inside the tank (risk zones) can be avoided	bearing frame drives with drive shaft and special internal shaft connection without having a flange coupling inside the tank
Good drip off properties	no plane surfaces or grooves on internal parts
Easy cleaning	no interior shadow sides between the blades and smooth surfaces

Maintenance features	Due to
All service (replacement of wear parts such as shaft seals, bearings etc.) can be done from out side of the tank	bearing frame drives with detachable shaft which can be dismantled from outside of the tank
Easy dismantling	use of spider type coupling and stainless steel parts (no corrosion)



Type ALS	Configuration						Side mounted agitators
<b>Drives</b> Bearing frame size = xx Shaft diameter = yy (not used if xx = yy)  Description (power, speed and shaft diameter depending on application)	 TD 528-028 <b>-ME-GR-Bxx(yy)</b> Stainless steel bearing frame and right angle gearbox	 TD 528-029 <b>-ME-GC-Bxx(yy)</b> Stainless steel bearing frame and coaxial gearbox	 TD 528-019 <b>-ME-Bxx(yy)</b> Stainless steel bearing frame and direct motor drive	 TD 528-031 <b>-ME-GR-yy</b> Right angle gearbox, shaft mounted in hollow shaft of gearbox	 TD 528-032 <b>-ME-GP-yy</b> Parallel shaft gearbox, shaft mounted in hollow shaft of gearbox		
<b>Seal arrangements</b>  Description (lower flange and seal material depending on application)	 TD 528-035 <b>F-S1-</b> Seal flange with O-ring seal against tank flange, drain, oil trap (only geared versions) and shaft seal: single mechanical bellow seal	 TD 528-036 <b>F-S2-</b> Seal flange with O-ring seal against tank flange, drain, oil trap (only geared versions) and shaft seal: single mechanical non-bellow seal	 TD 528-037 <b>LF-S1-</b> Lantern (spacer), seal flange with O-ring seal against tank flange, drain, oil trap (only geared versions) and shaft seal: single mechanical bellow seal	 TD 528-038 <b>LF-S2-</b> Lantern (spacer), seal flange with O-ring seal against tank flange, drain, oil trap (only geared versions) and shaft seal: single mechanical non-bellow seal	 TD 528-012 <b>LF-D-</b> Lantern (spacer), seal flange with O-ring seal against tank flange, drain, oil trap and shaft seal: double mechanical seal for high pressure applications and aseptic use	 TD 528-013 <b>LF-DT-</b> Lantern (spacer), seal flange with O-ring seal against tank flange, drain, oil trap and shaft seal: double mechanical seal (tandem) for low pressure applications	 TD 528-033 <b>-ME-yyLF-S1-</b> Direct motor drive, shaft connected directly to motor, lantern (spacer), seal flange with O-ring seal against tank flange, drain and shaft seal: single mechanical bellow seal
<b>Shaft</b>  Length = IIII Description (material depending on application)	 TD 528-034 <b>-SIII-</b> SS shaft, length according to application						
<b>Energy Saving Foils</b> Diameter =vvv (125 mm to 1900 mm)	 TD 528-001 <b>-PvvvD3P</b> 3-bladed propeller, finish: polished Standard: Ra < 0.8 µm	 TD 528-001 <b>-PvvvD3PE</b> 3-bladed propeller, finish: polished and electro polished Standard: Ra < 0.8 µm	 TD 528-001a <b>-PvvvD3G</b> 3-bladed propeller, finish: shot peened				
<b>Optional</b>  Description	 TD 528-005 <b>Welding flange</b> Incl. mounting pin bolts and nuts	 TD 528-006 <b>Blind flange</b> Incl. O-ring seal	 TD 528-007 <b>Cover for Motor / gear motor )</b> Stainless steel cover - comes in different shapes according to drive type	<b>S</b> <b>Spare part kit</b> Standard spare part kit			

