



LEX

Commercial air cooler - stock range

General information & application

Helpman LEX coolers are commercial heavy duty air coolers for general application in small to medium size cooling and freezing rooms. Helpman LEX coolers are available from stock.

Evaporating temp.	+5 to -40°C
Refrigerants	all H(C)FC, brine
Capacities (SC2)	1.3 up to 44.8 kW
Air volume	1,030 up to 26,000 m ³ /h.

Coil

Coil manufactured from Cu ripple fin[®] tubes ø 1/2" and Alu-fins. Tube pitch 38 x 38 mm square. Available fin spacings 4 and 7 mm.

Casing

Durable aluminium casing, white epoxy coated RAL 9003. Models up to Helpman LEX 12 are fitted with hinged interchangeable side plates. Bigger models fitted with easy removable side plates for easy access. Sufficient room for fitting the expansion valve inside casing. All models fitted with a splash guard.


Fan motors

Blow-through fans, diameter ø 254 up to 508 mm. Enclosed design spray-tight fan motors, protection class IP-55. Motors are equipped with a thermal safety device in the windings, connected to separate terminals in the box.

Eflo[®] refrigerant circuiting

With the Eflo[®] liquid distribution system, the refrigerant is evaporating through the coil in parallel flow with the air. Superheating takes place on the air-inlet side (highest tube temperatures!). With Eflo[®], the cooling performance improves as a result of :

- Even frost formation over the coil.
- Prolongued cooling cycle.
- Reduced defrost cycle.



LEX

Certifications

All DX cooler models are "Eurovent Certify All" certified. The Alfa Laval quality system is in accordance with ISO 9001. All products are manufactured according to CE and PED rules.

Test

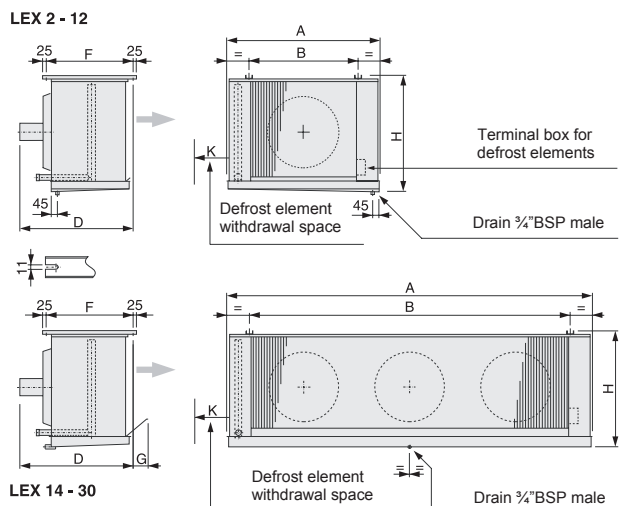
Design pressure 33 bar. Each heat exchanger is leak tested with dry air and finally supplied with a nitrogen pre-charge.

Options

- Defrost systems
 - Electric defrost (E2)
 - Hot gas coil in drip tray (G1)
- Fan ring heater (FRH)
- Isolating switch (mounted) (ISM)
- Water/glycol execution
- Special fan motors
 - 1 or 3 phase motors
 - 60 Hz motors
 - Increased external pressure

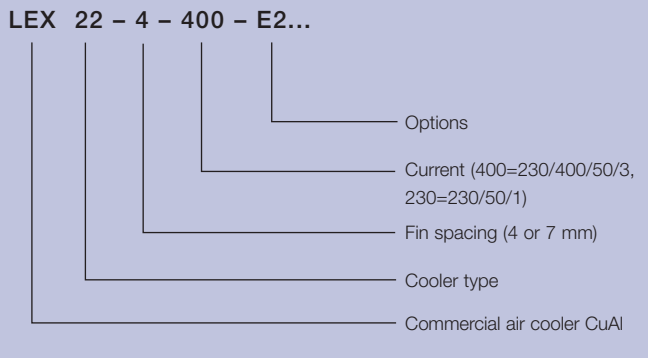
cooler model	Fin spacing 4 mm				Fin spacing 7 mm				Fans				
	capacity	air flow	coil surface	weight	capacity	air flow	coil surface	weight	nr.	capacity W		air throw	sound pressure
	kW ¹⁾	m ³ /h	m ²	kg	kW	m ³ /h	m ²	kg		nominal/absorbed ²⁾		m	dB(A)
LEX 2	1,5	1030	7,7	18	1,3	1080	4,7	17	1	30/80	30/65	10	48
LEX 4	2,3	1740	11,2	22	1,9	1840	6,7	21	1	70/190	90/190	12	50
LEX 6	3,2	1650	16,8	27	2,8	1750	10,1	25	1	70/190	90/190	12	50
LEX 8	5,1	2660	26,1	38	4,4	2800	15,7	35	1	70/190	90/190	15	53
LEX 10	4,7	3490	22,4	35	4,1	3680	13,5	32	2	70/190	90/190	15	53
LEX 12	6,3	3320	33,6	42	5,5	3500	20,2	38	2	70/190	90/190	15	53
LEX 14	7	3700	35,2	50	5,9	3900	21,2	46	1	220/380	250/400	15	57
LEX 16	8,9	4850	46,4	65	7,9	5100	27,9	61	1	220/380	250/400	20	60
LEX 18	10,4	5320	52,2	71	9,0	5600	31,4	65	2	70/190	90/190	20	56
LEX 20	14,1	7410	70,5	95	12,2	7800	42,4	88	2	220/380	250/400	20	60
LEX 22	17,9	9680	92,8	120	15,7	10200	55,9	111	2	220/380	250/400	20	63
LEX 24	22,7	12320	116	139	20,0	13000	69,8	128	2	370/500 ³⁾	370/500	20	66
LEX 26	27,8	14200	139,8	172	24,6	15300	84,2	159	3	220/380	250/400	20	65
LEX 28	35,7	18500	174,7	202	31,0	19500	105,2	186	3	370/500 ³⁾	370/500	20	68
LEX 30	44,8	24660	232,7	278	40,1	26000	140,1	256	4	370/500 ³⁾	370/500	20	69

- 1) Capacities R-404A / R-507A (t₀ = -8°C, DT₁ = 8K, lightly frosted coil).
- 2) Fan power is given per motor. Absorbed fan motor energy is measured under laboratory conditions at ambient temperature 20 °C. Values may vary depending on local conditions.
- 3) These motors are suitable for temperatures down to -20°C and are NOT provided with a thermal safety device in the windings.



cooler model	Dimensions mm							Refrig. conn.	
	A	B	D	F	G	H	K	inlet	suction
	OD	ODS							
LEX 2	598	412	470	365	-	360	380	1/2"	1/2"
LEX 4	658	472	500	395	-	430	440	1/2"	1/2"
LEX 6	658	472	630	503	-	430	440	1/2"	5/8"
LEX 8	788	602	640	503	-	505	570	1/2"	22 mm
LEX 10	1106	920	500	395	-	430	880	1/2"	5/8"
LEX 12	1106	920	630	503	-	430	880	1/2"	22 mm
LEX 14	970	692	670	520	60	620	660	1/2"	22 mm
LEX 16	1110	792	720	520	45	700	760	1/2"	22 mm
LEX 18	1460	1180	650	500	40	540	1140	1/2"	35 mm
LEX 20	1640	1360	670	520	60	620	1320	5/8"	35 mm
LEX 22	1880	1560	720	520	100	700	1520	5/8"	42 mm
LEX 24	1880	1560	820	630	120	850	1520	5/8"	42 mm
LEX 26	2650	2328	720	520	100	700	2290	5/8"	54 mm
LEX 28	2650	2328	820	630	120	850	2290	5/8"	54 mm
LEX 30*	3420	3098	820	630	120	850	3050	5/8"	54 mm

*) LEX 30: 3 mounting channels, distance 1/2 B (1549 mm). 2 Water drains, 1" BSP male, distance 1700 mm.



Benefits

- Available from stock.
- Heavy duty coil & casing materials, resulting in a long operational product life.
- Eflo® refrigerant circuiting for higher effective cooling capacity.
- Reliable performance, Eurovent certified.
- Easy-install.
- Energy efficient - low total cost of ownership.
- Two-year product guarantee.

ERC00172EN 0905

Alfa Laval reserves the right to change specification without prior notification.

How to contact Alfa Laval

Up-to-date Alfa Laval contact details for all countries are always available on our website at www.alfalaval.com



Packaging - Processing
Bid on Equipment
 1-847-683-7720
www.bid-on-equipment.com