




Airmax II HP

Unit cooler industrial line for high pressure (PS = 50 bar)



Application

This new Industrial Line of cubic coolers is specifically designed for high pressure (PS = 50 bar) in order to be used with one of the most environmental friendly refrigerant: the carbon dioxide. Typical use is to keep refrigerated fresh and frozen goods in medium to very large size of cold rooms. The range of capacity is quite wide: from 8 to 155 kW at -40°C with $\text{DT}=10\text{K}$.

Through the availability of different fan diameters (up to 800 mm), several fin spacing and a large list of options it is always possible to fit the best model for the required duty. With the new frame design and the improved features in the coil manufacturing, this industrial line allows the clients to install a reliable model to fit all the needs in the heavy application of the refrigeration business.

Standard design

Coil

The heat exchanger is designed to offer the best performance in cooling for the considered application in order to minimize the refrigerant charge. The coil pitch is 60 x 60, with the tubes in line of 16 mm stainless steel material and aluminium fins. This new pattern is characterised by a

large heat exchanger surface which ensures longer intervals between the defrost cycles. The only one inlet and outlet connection, with the combination of the different large fin spacing (8, 10 and 12 mm) and the several coil block modules, make the new line an innovative product range in the market.

Frame and casing

All units use galvanized steel painted RAL 9002, while the drip tray is in aluminium painted.

The frame has been design in order to ensure an easy installation and maintenance. A large and deep drip tray permits a fast discharge of the water defrosting, with regard to the bottom storage goods. The supports have two different positions (flush mounted or space) to consent to install the water defrost cassette.

Structural parts are fastened with stainless steel bolts and screws. Structures made of galvanised steel, with optimised length to permit uniform air suction in the coil.

Fans

Four different fan diameters available: 500, 560, 630 and 800 with three-phase motors (4/6 poles) 400V-50/60 Hz. The motors are with external rotor, constructed in accordance with VDE 0530/12.84. Protection class IP 54 according to DIN40050. Integrated thermal protection by thermo contacts, provide reliable protection against thermal overload.

Sickle bladed die cast aluminium impeller and fan guard of steel cataphoresis black coated.

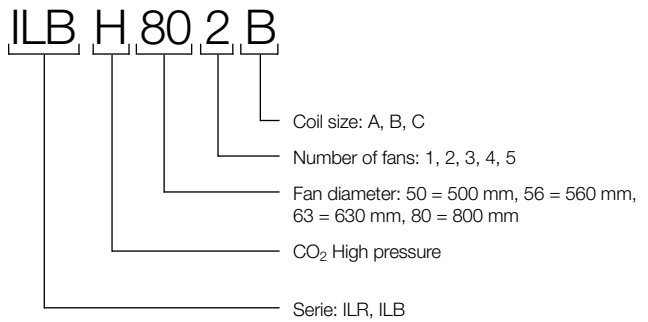
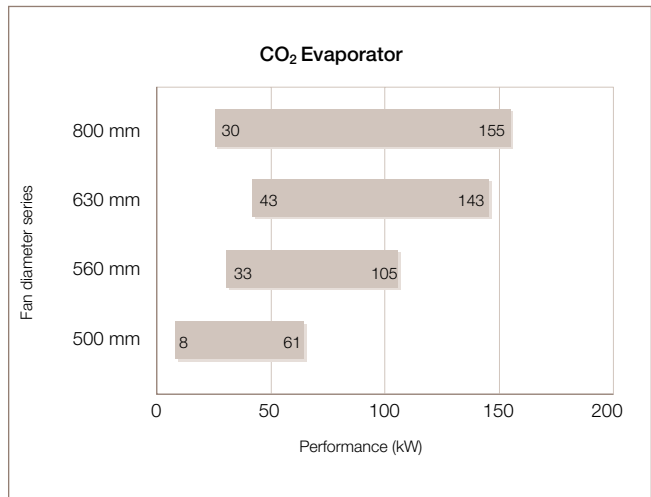
All the standard fan motors can work down to -40°C; special lubrication is suitable upon request.

Benefits

- High energy efficiency class
- Plug-in installation
- Easy maintenance
- Correct design for any working conditions
- Silence installation
- Performance reliable
- Safety equipment
- Several option available

Options

- Cabinet visible sheets pre-painted RAL9010
- Fan pre-wired to common terminal box
- Stainless steel drip tray
- Insulated drip tray
- Stainless steel casing
- Special powerful fan motors
- Air throw fan cowl
- AlfaStreamer
- Air sock adapter ring
- Fan ring heater
- Epoxy pre-coated fins
- Cataphoresy treatment
- Floor mounting supports
- Motor cabling
- Hot gas defrost (coil + drip tray) fully connected
- Hot gas defrost loose
- Electric defrost
- Light electric defrost
- Water defrost
- Combined defrost systems



PCT00050EN 0705

Alfa Laval reserves the right to change specifications without prior notification.

How to contact Alfa Laval

Up-to-date Alfa Laval contact details for all countries are always available on our website at www.alfalaval.com

